

# THROW-AWAY TOOLS AND CUTTERS



## INDEX

<p><b>Rapid Drills(W) Throw-Away Insert</b></p>  <p>XPMT06-09 P2</p>	<p><b>Rapid Drills(W) Throw-Away Insert</b></p>  <p>WCMX03-08 P4-9</p>	<p><b>Super Insert DRILL X 5D</b></p>  <p>WC..03-08 P10</p>	<p><b>TURBO DRILL X 5D</b></p>  <p>WC..05, 06 P11</p>	<p><b>ZP Ball End Mills</b></p>  <p>ZP 1600-2500 P12</p>
<p><b>RD Round Insert End Mills</b></p>  <p>RDEX1204 P13</p>	<p><b>RP Round Insert End Cutter</b></p>  <p>RPMW-1204 P14</p>	<p><b>RP Round Insert Milling Cutter</b></p>  <p>RPMW-1204 P14</p>	<p><b>RDS Round Insert Face Milling Cutter</b></p>  <p>RDMT1205,1506 SDMT1205 P15</p>	<p><b>OD High Speed Face Milling Cutter</b></p>  <p>ODET150508 P16</p>
<p><b>TB Fixed Twin Cutter Boring Head</b></p>  <p>CCMT1204 P16</p>	<p><b>TB Fixed Twin Cutter Boring Bar</b></p>  <p>CCMT0602,09T3 P17</p>	<p><b>T-Slot End Mills</b></p>  <p>SPNT0603, CCMT0602 CPMT0802 P18</p>	<p><b>T-Slot End Mills</b></p>  <p>CCMT0602,0803,09T3,1204 P19</p>	<p><b>XD Roughing Milling Cutter</b></p>  <p>XDMT1204 P19</p>
<p><b>EM-Roughing Milling Cutter</b></p>  <p>APMT1035,1605 P20</p>	<p><b>EM-Roughing Milling Cutter</b></p>  <p>APMT1605 P21</p>	<p><b>AP Roughing Milling Cutter</b></p>  <p>SPLT0903, SPLT1204 APLT1504 P22</p>	<p><b>APS Roughing Milling Cutter</b></p>  <p>APLT1504, SPLT1204 P22</p>	<p><b>CR Ball End Mills</b></p>  <p>RCN-8, 10, 12, 16, 20, 25 P23</p>
<p><b>Copiball-CA</b></p>  <p>RCA-10, 12, 16, 20, 25 P23</p>	<p><b>Copiball-CD</b></p>  <p>RCN-10, 12, 16, 20, 25, 32 P24</p>	<p><b>Carbide Holder</b></p>  <p>P26</p>	<p><b>Extension System- Round Insert End Mills</b></p>  <p>RD-0501, 0702, 1003 P27</p>	<p><b>ED-High Speed Shoulder Mills</b></p>  <p>APMT1035 P28</p>
<p><b>Extension System- Ball End Mills</b></p>  <p>RCN-12, 16, 20, 25 P29</p>	<p><b>E-High Speed Shoulder Mills</b></p>  <p>APMT1035, 1605 P31</p>	<p><b>EX-High Speed Shoulder Face Mills Cutter</b></p>  <p>APMT1605 P32</p>	<p><b>EAX-HIGH SPEED SHOULDER MILLS</b></p>  <p>AX□□ 1235 P33-34</p>	<p><b>EAX-HIGH SPEED SHOULDER MILLS</b></p>  <p>AX□□ 1705 P35-36</p>
<p><b>EX-HIGH SPEED SHOULDER FACE MILLS CUTTER</b></p>  <p>AX□□ 1235, 1705 P37</p>	<p><b>APK High Speed Shoulder Mills</b></p>  <p>APKX1103, 1505 P38</p>	<p><b>APS High Speed Shoulder Mills</b></p>  <p>APMT1604 P38</p>	<p><b>APS High Speed Shoulder Milling Cutter</b></p>  <p>APMT1604 P39</p>	<p><b>PDM 60° High Speed Milling Cutter</b></p>  <p>PDMT0905 P40</p>



# THROW-AWAY TOOLS AND CUTTERS

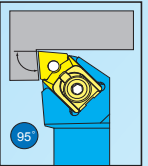
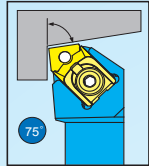
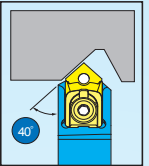
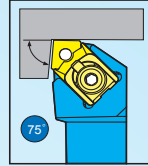
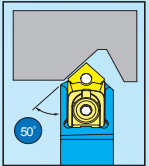
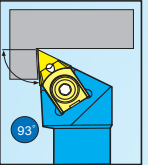
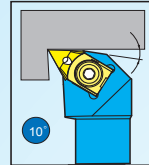
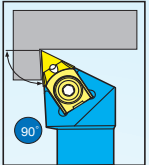
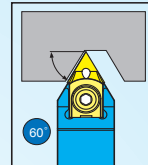
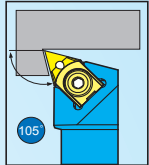
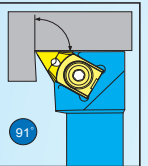
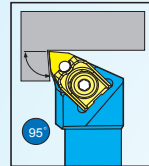
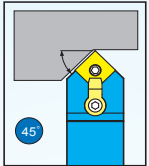
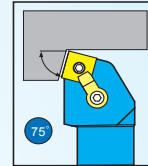
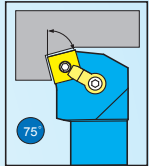
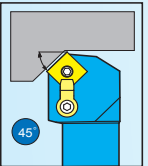
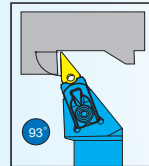
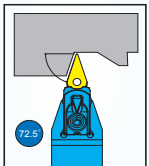
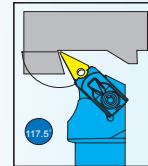
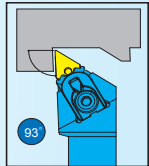
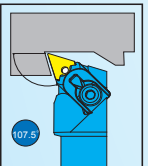
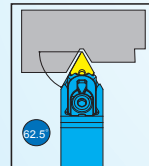
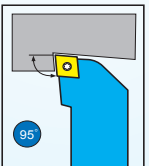
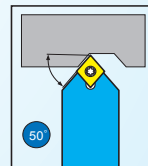
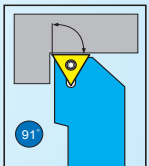
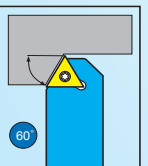
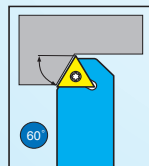
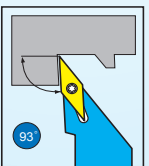
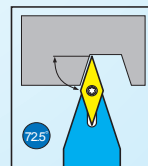
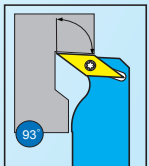
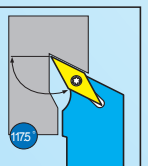
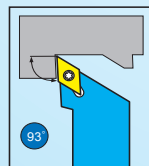
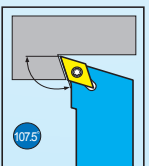
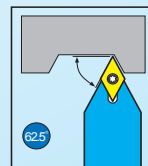
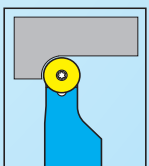
## INDEX

<p><b>SEM 45° High Speed Milling Cutter</b></p>  <p>SEMT1404 P41</p>	<p><b>SE 45° High Speed Milling Cutter</b></p>  <p>SEHW 1204, SEHT 1204 P41</p>	<p><b>SE 45° Anti-High Speed Milling Cutter</b></p>  <p>SEHW 1204, SEHT 1204 P42</p>	<p><b>SE 45° High Speed End Mills</b></p>  <p>SEHT1204 P42</p>	<p><b>SC Side Milling Cutter</b></p>  <p>SPUN1203, 1504 P43</p>
<p><b>SCT Type Side Milling Cutter</b></p>  <p>SPUN1203, 1504 P43</p>	<p><b>TM 45° / 60° Chamfering End Mills</b></p>  <p>TPUN1603, 2204 P44</p>	<p><b>TC 45° Chamfering End Mills</b></p>  <p>TCMT16T3 P45</p>	<p><b>SP 65° Face Milling Cutter</b></p>  <p>SPKN1203, 1504 P46</p>	<p><b>SE 45° Face Milling Cutter</b></p>  <p>SEKN1203, 1504 P47</p>
<p><b>Anti-Face Milling Cutter</b></p>  <p>SEKN-1203, SPKN-1504 P48</p>	<p><b>TE 90° Shoulder End Mills</b></p>  <p>TEKX2204 P49</p>	<p><b>TE 90° Shoulder Milling Cutter</b></p>  <p>TEKX2204 P49</p>	<p><b>TP 90° Shoulder Milling Cutter</b></p>  <p>TPUN2204 P50</p>	<p><b>SAE Shoulder End Mills</b></p>  <p>TPUN1103, 1603, 2204 P51</p>
<p><b>RS shoulder End Mills</b></p>  <p>TPUN1103, 1603 P51</p>	<p><b>CGIH Cutting Holders</b></p>  <p>NGTN3 P52</p>	<p><b>SBU Cutting Holders</b></p>  <p>P52</p>	<p><b>Star Screws (Made In Switzerland)</b></p>  <p>P53</p>	<p><b>Star Screws Wrench (Made In Switzerland)</b></p>  <p>P53</p>

# THROW-AWAY TOOLS AND CUTTERS

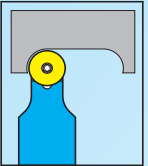
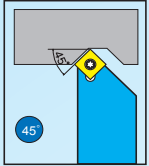
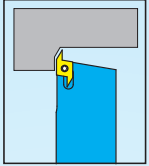
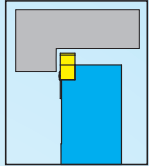
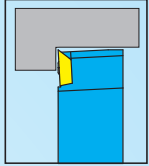
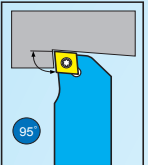
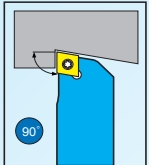
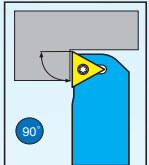
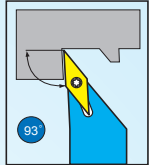
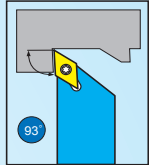
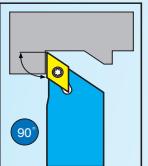
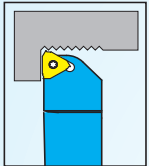
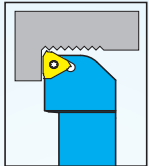
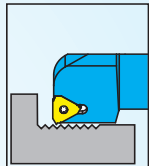
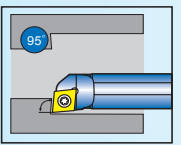
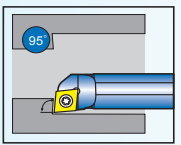
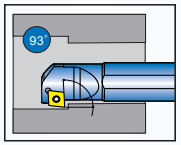
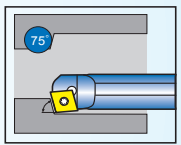
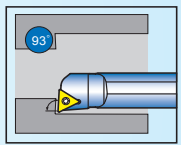
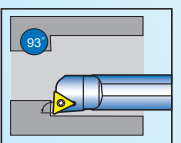
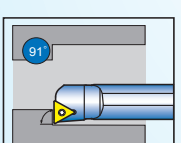
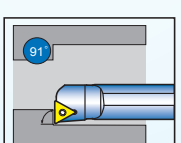
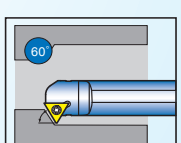
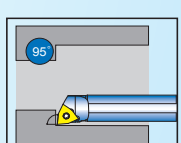
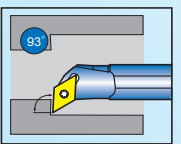
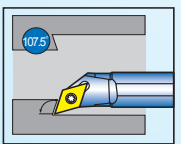
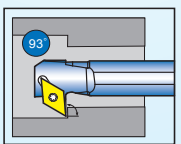
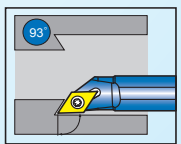
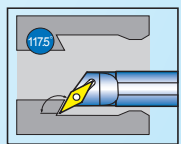
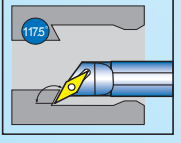
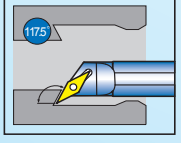
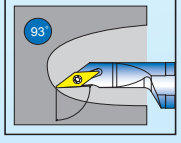
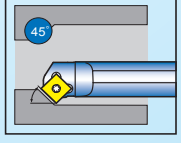
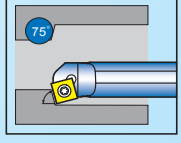


## INDEX

<p>□CLN 95° Tool Holders Series</p>  <p>CN□□ 1204, 1606 P60</p>	<p>□CKN 75° Tool Holders Series</p>  <p>CN□□ 1204 P61</p>	<p>ECMNN 40° Tool Holders Series</p>  <p>CN□□ 1204, 1606 P61</p>	<p>□CRN 75° Tool Holders Series</p>  <p>CN□□ 1204 P62</p>	<p>ECMNN-A 50° Tool Holders Series</p>  <p>CN□□ 1204, 1606 P62</p>
<p>□TJN 93° Tool Holders Series</p>  <p>TN□□ 1604 P63</p>	<p>ETXN 10° Tool Holders Series</p>  <p>TN□□ 1604 P64</p>	<p>ETGN 90° Tool Holders Series</p>  <p>TN□□ 1604 P64</p>	<p>□TEN 60° Tool Holders Series</p>  <p>TN□□ 1604 P65</p>	<p>□TQN 105° Tool Holders Series</p>  <p>TN□□ 1604 P66</p>
<p>MTFN 91° Tool Holders Series</p>  <p>TN□□ 1604 P67</p>	<p>□WLN 95° Tool Holders Series</p>  <p>WN□□ 0604, 0804 P68</p>	<p>MSDN 45° Tool Holders Series</p>  <p>SN□□ 1204 P69</p>	<p>MSBN 75° Tool Holders Series</p>  <p>SN□□ 1204 P69</p>	<p>MSKN 75° Tool Holders Series</p>  <p>SN□□ 1204 P70</p>
<p>MSSN 45° Tool Holders Series</p>  <p>SN□□ 1204 P70</p>	<p>MVJN 93° Tool Holders Series</p>  <p>VN□□ 12T3, 1604 P71</p>	<p>MVVN 72.5° Tool Holders Series</p>  <p>VN□□ 1604 P72</p>	<p>MVQN 117.5° Tool Holders Series</p>  <p>VN□□ 1604 P73</p>	<p>MDJN 93° Tool Holders Series</p>  <p>DN□□ 1104, 1504, 1506 P74</p>
<p>MDQN 107.5° Tool Holders Series</p>  <p>DN□□ 1504, 1506 P75</p>	<p>MDNN 62.5° Tool Holders Series</p>  <p>DN□□ 1504, 1506 P76</p>	<p>SCLC Tool Holders Series</p>  <p>CC□□ 0602, 09T3, 1204 P77</p>	<p>SCNC Tool Holders Series</p>  <p>CC□□ 0602, 09T3, 1204 P77</p>	<p>STFC Tool Holders Series</p>  <p>TC□□ 1102, 16T3 P78</p>
<p>STEC Tool Holders Series</p>  <p>TC□□ 1102, 16T3 P79</p>	<p>STEP Tool Holders Series</p>  <p>TC□□ 1103 P79</p>	<p>SVJC Tool Holders Series</p>  <p>VC, VB□□ 1103, 1604 P80</p>	<p>SVVC Tool Holders Series</p>  <p>VC, VB□□ 1103, 1604 P80</p>	<p>SVUC Tool Holders Series</p>  <p>VC, VB□□ 1103, 1604 P81</p>
<p>SVQC Tool Holders Series</p>  <p>VC, VB□□ 1103, 1604 P81</p>	<p>SDJC Tool Holders Series</p>  <p>DC□□ 0702, 11T3 P82</p>	<p>SDQC Tool Holders Series</p>  <p>DC□□ 0702, 11T3 P82</p>	<p>SDNC Tool Holders Series</p>  <p>DC□□ 0702, 11T3 P83</p>	<p>SRAC Tool Holders Series</p>  <p>RC□□ 0602, 0803 P84</p>



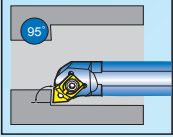
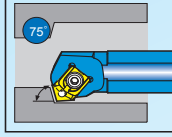
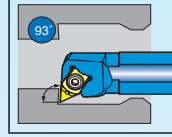
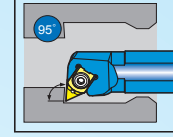
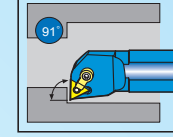
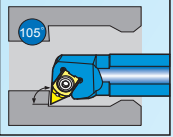
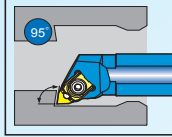
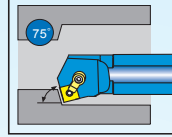
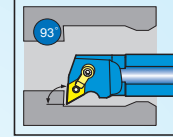
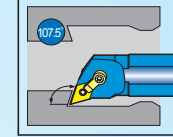
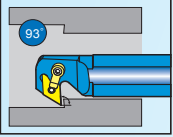
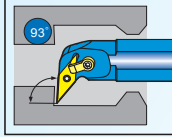
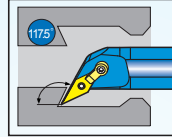
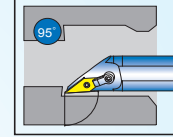
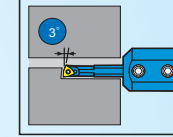
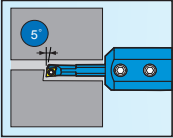
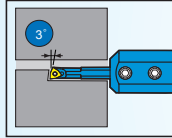
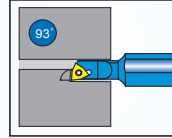
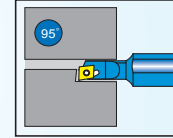
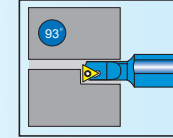
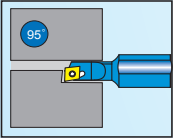
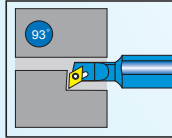
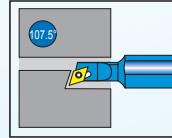
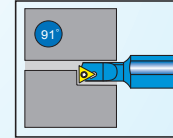
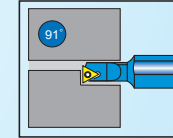
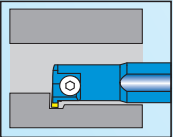
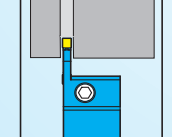
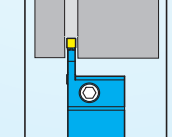
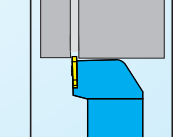
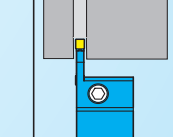
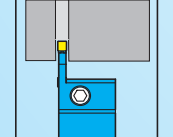
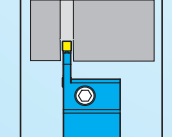
## INDEX

<b>SRDC Tool Holders Series</b>  RC□□ 0602, 0803 P84	<b>SSSC Tool Holders Series</b>  SC□□ 09T3 P85	<b>EBT Tool Holders Series</b>  EBTR□□ P86	<b>EGW Tool Holders Series</b>  EGVR□□ P86	<b>EFT Tool Holders Series</b>  ETFR□□ P87
<b>SCLC-N Tool Holders Series</b>  CC□□ 0602, 09T3 P88	<b>SCAC-N Tool Holders Series</b>  CC□□ 0602, 09T3 P88	<b>STAC-N Tool Holders Series</b>  TC□□ 0902, 1102 P89	<b>STJC-N Tool Holders Series</b>  VC, VB□□ 1103 P89	<b>SDJC-N Tool Holders Series</b>  DC□□ 0702, 11T3 P90
<b>SDAC-N Tool Holders Series</b>  DC□□ 0702, 11T3 P90	<b>SER/L-N Tool Holders Series</b>  16ER-L P91	<b>SER/L Tool Holders Series</b>  16ER/L, 22ER/L P91	<b>ESER/L Tool Holders Series</b>  16ER/L P92	
<b>SCLC Boring Bar Series</b>  CC□□ 0602, 09T3, 1204 P93	<b>SCLP Boring Bar Series</b>  CP□□ 0802, 0903 P94	<b>SCZC Boring Bar Series</b>  CC□□ 0602, 09T3 P94	<b>SCKC Boring Bar Series</b>  CC□□ 0602, 09T3 P95	<b>STUC Boring Bar Series</b>  TC□□ 0902, 1102, 16T3 P96
<b>STUP Boring Bar Series</b>  TB□□ 0601 TP□□ 0802, 0902 TP□□ 1102, 1603, 1604 P97	<b>STFC Boring Bar Series</b>  TC□□ 0902, 1102, 16T3 P98	<b>STFP Boring Bar Series</b>  TP□□ 1103 P99	<b>STWC Boring Bar Series</b>  TC□□ 0902, 1102, 16T3 P99	<b>SWLC Boring Bar Series</b>  WC□□ 0302, 0402, 0502 P100
<b>SDUC Boring Bar Series</b>  DC□□ 0702, 11T3 P101	<b>SDQC Boring Bar Series</b>  DC□□ 0702, 11T3 P102	<b>SDZC Boring Bar Series</b>  DC□□ 0702, 11T3 P102	<b>SDJC Boring Bar Series</b>  DC□□ 0702, 11T3 P103	<b>SVQC Boring Bar Series</b>  VC□□ 1103, VB□□ 1604 P103
<b>SVUC Boring Bar Series</b>  VC□□ 1103, VB□□ 1604 P104	<b>SVJC Boring Bar Series</b>  VC□□ 1103, VB□□ 1604 P104	<b>FSVJC Boring Bar Series</b>  VC□□ 1103, VB□□ 1604 P105	<b>SSSC Boring Bar Series</b>  SC□□ 09T3 P106	<b>SSKC Boring Bar Series</b>  SC□□ 09T3 P106

# THROW-AWAY TOOLS AND CUTTERS

## INDEX



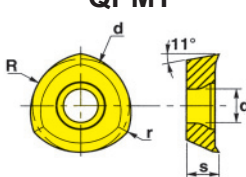
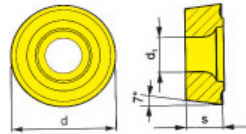
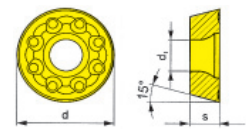
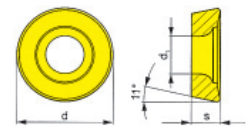
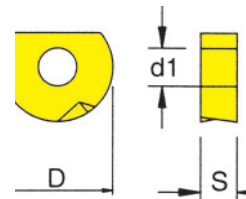
<p>□CLN 95° Boring Bar Series</p>  <p>CN□□ 0903, 1204 P107</p>	<p>□CKN 75° Boring Bar Series</p>  <p>CN□□ 1204 P108</p>	<p>□TUN 93° Boring Bar Series</p>  <p>TN□□ 1604 P109</p>	<p>□TLN 95° Boring Bar Series</p>  <p>TN□□ 1604 P110</p>	<p>MTFN 90° Boring Bar Series</p>  <p>TN□□ 1604 P110</p>
<p>□TQN 105° Boring Bar Series</p>  <p>TN□□ 1604 P111</p>	<p>□WLN 95° Boring Bar Series</p>  <p>WN□□ 0604, 0804 P112</p>	<p>MSKN 75° Boring Bar Series</p>  <p>SN□□ 1204 P113</p>	<p>MDUN 93° Boring Bar Series</p>  <p>DN□□ 1504, 1506 P113</p>	<p>MDQN 107.5° Boring Bar Series</p>  <p>DN□□ 1504, 1506 P114</p>
<p>MDZN 93° Boring Bar Series</p>  <p>DN□□ 1504 P114</p>	<p>MVUN 93° Boring Bar Series</p>  <p>VN□□ 1604 P115</p>	<p>MVQN 117.5° Boring Bar Series</p>  <p>VN□□ 1604 P115</p>	<p>MVLN 95° Boring Bar Series</p>  <p>VN□□ 1604 P116</p>	<p>STUB Boring Bar Series</p>  <p>TBGT0601 P116</p>
<p>SCLC Boring Bar Series</p>  <p>CCGT0301, 0401 P117</p>	<p>SWUB Boring Bar Series</p>  <p>WBMT0601 P117</p>	<p>SWUBR Boring Bar Series</p>  <p>WB□□ 0601 P118</p>	<p>SCLCR Boring Bar Series</p>  <p>CC□□ 0602 P118</p>	<p>STU Boring Bar Series</p>  <p>TB□□ 0601, 0802, 1103 P119</p>
<p>SET-SCLC Boring Bar Series</p>  <p>CC□□ 0602 P120</p>	<p>SET-SDUC Boring Bar Series</p>  <p>DC□□ 0702 P120</p>	<p>SET-SDQC Boring Bar Series</p>  <p>DC□□ 0702 P121</p>	<p>SET-STFC Boring Bar Series</p>  <p>TC□□ 1102 P121</p>	<p>SINR/L Boring Bar Series</p>  <p>6, 8NR 11, 16, 22IR/L P123</p>
<p>ECDG Internal Groove Tooling Holder Series</p>  <p>DGM30, 40 P125</p>	<p>EGHGR Tool Holders for External Cutting off</p>  <p>GIP P126</p>	<p>ETGDR Tool Holders for External Cutting off</p>  <p>TGMF P127</p>	<p>EWC Tool Holders for External Cutting off</p>  <p>EGA P127</p>	<p>EDGTR Tool Holders for External Cutting off</p>  <p>DGN P129</p>
<p>EGEHR Tool Holders for External Cutting off</p>  <p>MGMN P130</p>	<p>EDGH Tool Holders for External Cutting off</p>  <p>MGM P130</p>			



# INDEXABLE CUTTING INSERT

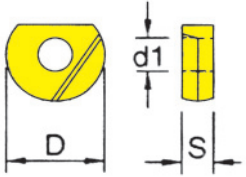
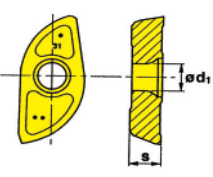
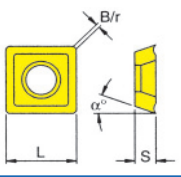
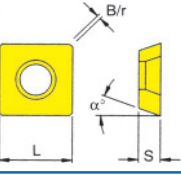
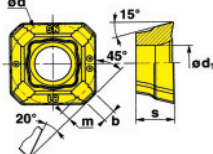
INDEXABLE CUTTING INSERT	ISO	DIMENSIONS					CARBIDE GRADE	PRICE
		L	d	s	r	d <sub>1</sub>		
<b>APMT</b> 	APMT1035PDER-H	10.5	6.7	3.5	0.5	2.85	ACZ310 ACZ330 ACZ350	
<b>ADKT</b> 	ADKT1505PDER	15	9.52	5.5	0.8	4.5	AM25	
<b>AXMT</b> 	AXMT1235PDER	12	7	3.58	0.4 } 0.8		ACP200 ACK200	
	AXMT1705PDER	17.54	10.2	5.59	0.4 } 0.8		ACP200 ACK200	
<b>APMT</b> 	APMT1604PDSR	16	9.52	4.76		4.4	AM25	
	APMT1605PDER-H	16	9.52	5.5		4.5	ACZ310 ACZ330 ACZ350	
<b>AOLT</b> 	APLT1504ZZR	15.88	12.7	4.76	( $\beta$ ) 1.94	( $\alpha$ ) 11°	AD25	
<b>PDMT</b> 	PDMT0905DESR	9	13.5	5.5	0.8	5.5	AE15	

# INDEXABLE CUTTING INSERT

INDEXABLE CUTTING INSERT	ISO	DIMENSIONS					CARBIDE GRADE	PRICE
		L	d	s	r	d <sub>1</sub>		
<b>QPMT</b> 	QPMT120903EN21	R-5.976	9.52	3.18	0.4	4.4	AM25	
	QPMT1612T3SN21	R-7.727	12.7	3.97	0.4	4.4		
	QPMT201504SN21	R9.659	15.87	4.76	0.4	4.4		
<b>RC</b> 	RCMT0602MOE		6.0	2.38		2.8	PVD25	
<b>RDEX</b> 	RDEX1204MO		12	4.76		5.4	PVD25	
<b>RDMT</b> 	RDMT150600SN		15.87	6.35		5.5	AM25	
<b>RCN</b> 	RCN-08		8	2		2.5	PVD-100	
	RCN-10		10	2.4		3	PVD-100	
	RCN-12		12	2.5		5	K-03	
	RCN-16		16	3		5	K-03	
	RCN-20		20	3		5	K-03	
	RCN-25		25	4		6	K-03	
	RCN-32		32	5		8	PVD-100	

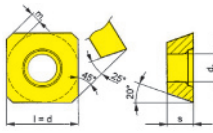
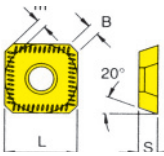
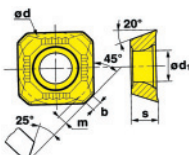
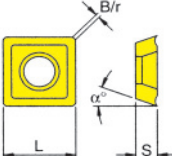
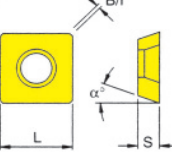
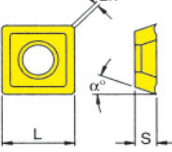


# INDEXABLE CUTTING INSERT

INDEXABLE CUTTING INSERT	ISO	DIMENSIONS					CARBIDE GRADE	PRICE
		L	d	s	r	d <sub>1</sub>		
<b>RCA</b> 	RCA-08		8	2.4		2.5	KE-01 KL-05	
	RCA-10		10	2.6		3		
	RCA-12		12	3		3.5		
	RCA-16		16	4		4		
	RCA-20		20	5		5		
	RCA-25		25	6		6		
<b>ZP</b> 	ZP1600 (8R)			3.18		2.9	AE15	
	ZP2000 (10R)			3.97		4.0		
	ZP2500 (12.5R)			4.76		4.7		
<b>SDLT</b> 	SDLT090308	9.52	9.52	3.18	0.8	4.3	AD-25	
<b>SDLW</b> 	SDLW090308	9.52	9.52	3.18	0.8	4.3	P30	
<b>SDMT</b> 	SDMT1205	12.7	12.7	5.56	(m) 1.43	5.5	AM25	

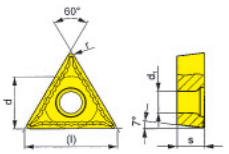
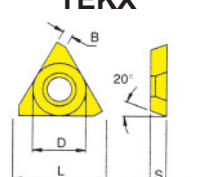
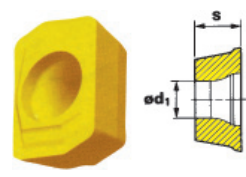
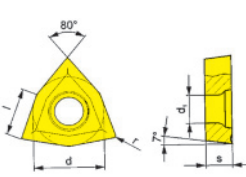


# INDEXABLE CUTTING INSERT


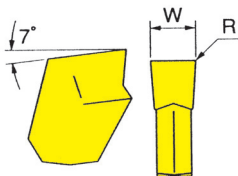
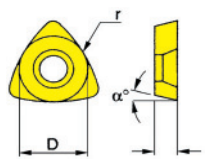
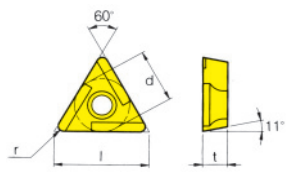
INDEXABLE CUTTING INSERT	ISO	DIMENSIONS					CARBIDE GRADE	PRICE
		L	d	s	r	d <sub>1</sub>		
<b>SEHW</b> 	SEHW1204AF	12.7	12.7	4.76	1.6	5.5	AD25	
							K-10	
							P20	
<b>SEHT</b> 	SEHT1204AF	12.7	12.7	4.76	(M) 1.25	5.5	AD25	
							P20	
<b>SEMT</b> 	SEMT13T3AGSN	13.4	13.4	3.95	(m) 2.45	5.5	ACZ-H1 ACZ310 ACZ330	
<b>SPLT</b> 	SPLT1204AD	12.7	12.7	4.76	0.5	5.5	AD25	
<b>SPLW</b> 	SPLW1204AD	12.7	12.7	4.76	0.5	5.4	K10	
<b>SPNT</b> 	SPNT060304	6.35	6.35	3.18	0.4	2.8	AD25	



# INDEXABLE CUTTING INSERT

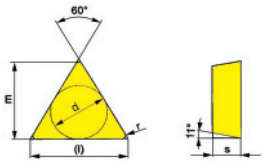
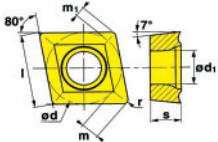
INDEXABLE CUTTING INSERT	ISO	DIMENSIONS					CARBIDE GRADE	PRICE
		L	d	s	r	d <sub>1</sub>		
<b>TCMT</b> 	TCMT110204E	11	6.35	2.38	0.4	2.8	CVD-25	
	TCMT16T304E	16.5	9.52	3.97	0.4	4.4	CVD-25	
					0.8		AD25	
<b>TEKX</b> 	TEKX2204PFR	22	12.7	4.76	(B) 1.5	5.5	AD25	
							P20	
							K10	
<b>LCMT XPMT</b> 	LCMT040205	4.6			0.5	2.5	AE15	
	XPMT060204	6.35		2.38	0.4	2.5		
	XPMT080308	7.94		3.18	0.8	2.8		
	XPMT09T308	9.52		3.97	0.8	3.4		
<b>WCMX</b> 	WCMX030208E	3.8	5.56	2.38	0.8	2.85	ACZ-310 ACZ-330	
	WCMX040208E	4.3	6.35	2.38	0.8	3.15	ACZ-310 ACZ-330	
	WCMX050308E	5.4	7.94	3.18	0.8	3.2	ACZ330	
	WCMX06T308E	6.5	9.52	3.97	0.8	3.72	ACZ330	
	WCMX080412E	8.7	12.7	4.76	1.2	4.3	ACZ330	

# INDEXABLE CUTTING INSERT

INDEXABLE CUTTING INSERT	ISO	DIMENSIONS					CARBIDE GRADE	PRICE
		L	d	s	r	d <sub>1</sub>		
<b>WCKT-DA</b> 	WCKT030208	3.8	5.56	2.38	0.8	2.85	H-01	
	WCKT040208	4.3	6.35	2.38	0.8	3.15	H-01	
	WCKT050308	5.4	7.94	3.18	0.8	3.2	H-01	
	WCKT06T308	6.5	9.52	3.97	0.8	3.72	H-01	
	WCKT080412	8.7	12.7	4.76	1.2	4.3	H-01	
<b>NGTN3</b> 	ISO	W <sup>±0.1</sup>		R <sup>±0.05</sup>				
	NGTN3	3.1		0.2				
<b>TPCX</b> 	TPCX160306		9.52	3.18	6	3.4	RK-25	
	TPCX22T308		12.7	3.97	8	4.4		
	TPCX270410		15.88	4.76	10	4.4		
	TPCX330412		19.05	4.76	12.5	5.4		
<b>TPGX</b> 	TBGT060102L	6.8	3.97	1.59	0.2	2.2	T1200A	
	TPGT080202L	8.2	4.76	2.38	0.2	2.4	T1200A T12A	
	TPGX090204L	9.6	5.56	2.38	0.2 0.4	3.0	CK-30	
	TPGX110304L	11	6.35	3.18	0.2 0.4	3.5	CK-30	
	TPGX160404L	16.5	9.52	4.76	0.2 0.4	4.5	CK-30	









# INDEXABLE CUTTING INSERT

INDEXABLE CUTTING INSERT	ISO	DIMENSIONS					CARBIDE GRADE	PRICE
		L	d	s	r	d <sub>1</sub>		
<b>TPUN</b> 	TPUN110304	11	6.35	3.18	0.4		PVD-25	
	TPUN160304	16.5	9.52	3.18	0.8		PVD-25	
	TPUN220408	22	12.7	4.76	0.8		PVD-25	
<b>CCMT</b> 	CCMT060204	6.4	6.35	2.38	0.4	2.8	AE15 K10	
	CCMT080308	8.05	7.97	3.18	0.8	3.4	AR-25	
	CCMT09T3	9.7	9.52	3.97	0.4 0.8	4.4	AE15 K10	
	CCMT1204	12.9	12.7	4.76	0.4 0.8	5.5	AE15 K10	

# INDEXABLE CUTTING INSERT

鋁合金專用刀片 (For Aluminum alloys)

INDEXABLE CUTTING INSERT	ISO	DIMENSIONS					CARBIDE GRADE	PRICE
		L	d	s	r	d <sub>1</sub>		
<b>APKT-AK</b> 	APET103504PDFR-S	10.5	6.7	3.5	0.4	2.85	H1	
							DL1000	
	APKT1604PDFR	16.4	9.52	4.76	0.2	4.4	H-01	
<b>CCGT-AK</b> 	CCGT060202-AK	6.5	6.35	2.38	0.2	2.8	H-01	
	CCGT060204-AK	6.5	6.35	2.38	0.4	2.8		
	CCGT09T304-AK	9.7	9.52	3.97	0.4	4.4		
	CCGT09T308-AK	9.7	9.52	3.97	0.8	4.4		
	CCGT120404-AK	12.9	12.7	4.76	0.4	5.5		
	CCGT120408-AK	12.9	12.7	4.76	0.8	5.5		
<b>DCGT-AK</b> 	DCGT070202-AK	7.8	6.35	2.78	0.2	2.8	H-01	
	DCGT070204-AK				0.4			
	DCGT11T304-AK	11.6	9.52	3.97	0.4	4.4		
	DCGT11T308-AK				0.8			
<b>SEHT-AK</b> 	SEHT120408-AK	12.7	12.7	4.76	0.8	5.5	H-01	
<b>TCGT-AK</b> 	TCGT110204-AK	11	6.35	2.38	0.4	2.8	H-01	
	TCGT16T304-AK	16.5	9.52	3.97	0.4	4.4		
	TCGT16T308-AK				0.8			
<b>VCGT-AK</b> 	VCGT160404-AK	16.6	9.52	4.76	0.4	4.4	H-01	
	VCGT160408-AK				0.8			



# Inserts for milling ISO code key

## 銑削刀片ISO資料表

<b>S</b>	<b>E</b>	<b>K</b>	<b>N</b>	<b>12</b>	<b>03</b>	<b>AF</b> <b>04</b>	<b>E</b>	<b>N</b>	-	<b>3</b>	<b>A</b>
1	2	3	4	5	6	7	8	9		10	11

**1**

<b>A</b>	<b>C</b>	<b>D</b>	<b>E</b>
<b>H</b>	<b>K</b>	<b>L</b>	<b>O</b>
<b>P</b>	<b>R</b>	<b>S</b>	<b>T</b>
<b>V</b>	<b>W</b>		

**3**

	d	m	s	J	d	m	s
<b>A</b>	±0,025	±0,005	±0,025	<b>J</b>	±0,05 <sup>a</sup> ±0,15	±0,005	±0,025
<b>F</b>	±0,013			<b>K</b>		±0,013	
<b>C</b>	±0,025	<b>L</b>		±0,025			
<b>H</b>	±0,013	<b>M</b>		±0,008 <sup>a</sup> ±0,20		±0,13	
<b>E</b>	±0,025	±0,025	<b>N</b>	±0,08 <sup>a</sup> ±0,25	±0,13	±0,025	
<b>G</b>			<b>U</b>			±0,13	

**2**

<b>A</b>	<b>B</b>	<b>C</b>	<b>D</b>	<b>E</b>
<b>F</b>	<b>G</b>	<b>N</b>	<b>P</b>	

**4**

<b>N</b>	<b>R</b>	<b>F</b>	<b>A</b>	<b>M</b>
<b>G</b>	<b>W</b>	<b>Q</b>	<b>T</b>	<b>U</b>

**5**

Cutting Edge length, mm.

<b>L</b>			

**6**

r	<b>04</b>	<p><b>8</b></p> <table border="1"> <tr> <td></td> <td></td> <td></td> <td></td> </tr> <tr> <td><b>F</b></td> <td><b>E</b></td> <td><b>T</b></td> <td><b>S</b></td> </tr> </table>					<b>F</b>	<b>E</b>	<b>T</b>	<b>S</b>
<b>F</b>	<b>E</b>	<b>T</b>	<b>S</b>							

**10**


	<b>1</b> ≤1,2
	<b>2</b> 1,4
	<b>3</b> 2,0
	<b>4</b> 2,4

**11**

	<b>A</b> 0	<b>E</b> 0,20 x 10°
	<b>B</b> 0,08 x 40°	<b>F</b> 0,20 x 15°
	<b>C</b> 0,15 x 15°	<b>G</b> 0,20 x 22°
	<b>D</b> 0,15 x 25°	<b>X</b> 0,15 x 20°

**9**

<b>R</b>	<b>L</b>	<b>N</b>

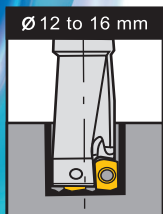




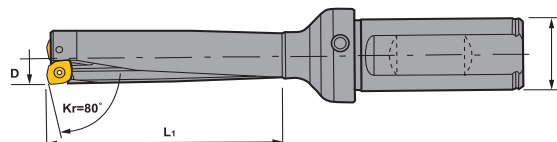
# Rapid Drills(W) Throw-Away Insert

捨棄式快速鑽頭

HD-7001

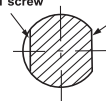


Hole tolerance (2xD) +0.1  
-0.3  
Hole tolerance (4xD) +0.2  
-0.3



Flat to be used  
by default  
with 1 screw

Flat to be used  
as a priority  
with 2 screws



## XP x 4D (四倍直徑)

產品型號 Model No 4D $\phi$	產品型號 Dimensions(mm)			刀片 (Insert) 	零件 (Parts) 	價格
	D	d	L <sub>1</sub>			
XP17-C25-4D	17	25	68	XPMT060204	CS22	T-7
XP17.5-C25-4D	17.5	25	70			
XP18-C25-4D	18	25	72			
XP19-C25-4D	19	25	76			
XP20-C25-4D	20	25	80			
XP21-C25-4D	21	25	84	XPMT080308	CS25	T-8
XP22-C32-4D	22	32	88			
XP23-C32-4D	23	32	92			
XP24-C32-4D	24	32	96			
XP25-C32-4D	25	32	100			
XP26-C32-4D	26	32	104	XPMT09T308	CS30	T-10
XP27-C32-4D	27	32	108			
XP28-C32-4D	28	32	112			
XP29-C32-4D	29	32	116			
XP30-C32-4D	30	32	120			

- ◆ 使用快速鑽頭盡量由高壓中心出水，以增加刀片壽命及排屑良好。
- ◆ 使用在CNC車床時刀具中心點及機械主軸中心盡量平行。
- ◆ CNC車床使用如擴孔，刀片外刃必須和刀塔移動角度平行。
- ◆ Use High Speed Drill the bset to drain water from the high pressure center to extending inserts life, and good for removing the metal chips.
- ◆ Using CNC Lathe the cutting center point with spindle center of Machine best to be parallel.
- ◆ If you need to expand hole when using CNC Lathe, the outer insert must parallel with the remove angle of cutter tower.

	使用刀片規格	材質
	XPMT060204	AE15
	XPMT080308	AE15
	XPMT09T308	AE15



# LC,XP Chipbreaker

## 斷層槽刀片

### Choice of inserts

#### Geometry 斷層槽

Geometry 57 has been designed to offer great versatility in use.

Its specific cutting profile produces excellent results in materials such as steels, stainless steels and cast irons.

斷層槽57已經設計為廣泛運用在銑削刀工。

它特殊的外形非常適用於鋼材不鏽鋼和鑄鐵加工，切削結果優異。

#### Grades 刀片材質

材質 Materials	鋼 STEELS	不鏽鋼 STAINLESS STEELS	鑄鐵 CAST IRONS	非鐵類材質 鋁 NON- FERROUS ALUMINIUM	超合金 SUPERALLO YS	高硬度材質 HARD MATERIALS
Favourable machining conditions 適合加工條件	AE15	AE15	AE15			

AE15 Carbide grade with PVD TiAlN/TiN coating combined with a micrograin substrate. Excellent wear resistance. Represents the first grade choice for steels, stainless steels or cast irons.

硬化鎢材質鍍層為PVD，高鋁鈦/鈦已經和超微粒材質連結。抗磨性強是加工鋼、不鏽鋼或鑄鐵的第一選擇。

### Cutting data for drills of diameters 12 to 30 mm

#### 鑽孔切削條件12φ~30φ mm

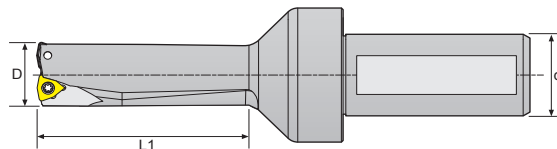
工件材質 Materials	抗拉強度 Strength resistance Rm(MPa)	硬度 Hardne ss HB	切削 Cutting speed (m/min)	LCMT 04 02 05 φ 12 to 14 Feed (mm/rev)		LCMT 04 02 05 φ 12 to 14 Feed (mm/rev)		LCMT 04 02 05 φ 12 to 14 Feed (mm/rev)		LCMT 04 02 05 φ 12 to 14 Feed (mm/rev)		LCMT 04 02 05 φ 12 to 14 Feed (mm/rev)		
				2D	4D	2D	4D	2D	4D	2D	4D	2D	4D	
<b>P</b> STEEL 鐵	含碳 With carbon < 0.2%	310-580	80-170	280(180-340)										
	With carbon 0.35%	340-680	90-200	270(170-320)										
	With carbon 0.4%	520-930	150-275	250(150-300)										
	低合金 Low alloy, hardened and tempered	310-840	80-250	230(140-290)		<b>0.06</b>	<b>0.03</b>	<b>0.07</b>	<b>0.05</b>	<b>0.10</b>	<b>0.08</b>	<b>0.12</b>	<b>0.10</b>	<b>0.20</b>
	Low alloy, hardened and tempered	745-1470	220-450	160(100-200)		(0.05 to 0.07)	(0.02 to 0.04)	(0.06 to 0.08)	(0.03 to 0.06)	(0.08 to 0.12)	(0.06 to 0.10)	(0.10 to 0.14)	(0.08 to 0.12)	(0.16 to 0.24)
	高合金 High alloy, annealed	310-840	80-250	190(110-230)										
High alloy, hardened and tempered	840-1580	250-450	125(75-150)											
<b>M</b> STAINLESS STEEL 不鏽鋼	鑄鐵 Non-alloy steel casting	340-760	90-225	210(125-150)										
	Low alloy steel casting	520-745	150-220	180(110-220)										
	High alloy steel casting	600-775	175-230	280(180-340)										
<b>M</b> STAINLESS STEEL 不鏽鋼	麻田散鐵，肥粒鐵，沃斯田鐵 Annealed, martensitic, ferritic	-	90-225	170(140-230)		<b>0.06</b>	<b>0.03</b>	<b>0.07</b>	<b>0.05</b>	<b>0.10</b>	<b>0.08</b>	<b>0.12</b>	<b>0.10</b>	<b>0.20</b>
	Annealed, austenitic	-	150-250	110(80-154)		(0.05 to 0.07)	(0.02 to 0.04)	(0.06 to 0.08)	(0.03 to 0.06)	(0.08 to 0.12)	(0.06 to 0.10)	(0.10 to 0.14)	(0.08 to 0.12)	(0.16 to 0.24)
<b>K</b> CAST IRON 鑄鐵	肥粒鑄鐵 Malleable ferritic cast iron	-	110-145	180(150-250)										
	波來鑄鐵 Malleable pearlitic cast iron	-	150-270	150(120-210)										
	灰鑄鐵 Grey cast iron (FG)	-	150-220	250(150-320)		<b>0.18</b>	<b>0.14</b>	<b>0.18</b>	<b>0.14</b>	<b>0.28</b>	<b>0.22</b>	<b>0.34</b>	<b>0.28</b>	<b>0.38</b>
	Grey cast iron (FG)	-	200-330	180(150-210)		(0.16 to 0.20)	(0.12 to 0.16)	(0.16 to 0.20)	(0.12 to 0.16)	(0.26 to 0.30)	(0.20 to 0.24)	(0.32 to 0.36)	(0.26 to 0.30)	(0.36 to 0.40)
	球墨鑄鐵 Nodular GS, ferritic	-	125-230	180(140-180)										
	Nodular GS, ferritic	-	200-300	140(100-210)										



# Rapid Drills(W) Throw-Away Insert

HD-7002

捨棄式快速鑽頭



## WCMX x 2D (二倍直徑)

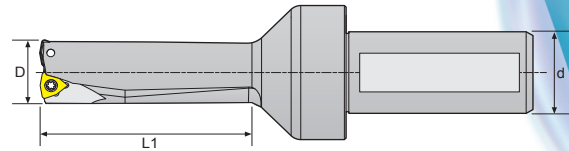
產品型號 Model No 2D $\phi$	產品型號 Dimensions(mm)			刀片 (Insert)	零件 (Parts)		價格
	D	L <sub>1</sub>	d				
14WCMX-2D-25	14	28	25	WCMX 030208	CS25	T8	
15WCMX-2D-25	15	30					
16WCMX-2D-25	16	32					
17WCMX-2D-25	17	34					
18WCMX-2D-25	18	36					
19WCMX-2D-25	19	38					
20WCMX-2D-32	20	40	32	WCMX 040208	CS30	T10	
21WCMX-2D-32	21	42					
22WCMX-2D-32	22	44					
23WCMX-2D-32	23	46					
24WCMX-2D-32	24	48					
25WCMX-2D-32	25	50					
26WCMX-2D-32	26	52					
27WCMX-2D-32	27	54					
28WCMX-2D-32	28	56					
29WCMX-2D-32	29	58					
30WCMX-2D-32	30	60					
31WCMX-2D-32	31	62					
32WCMX-2D-32	32	64	32	WCMX 06T308	CS35W	T15	
33WCMX-2D-32	33	66					
34WCMX-2D-32	34	68					
35WCMX-2D-32	35	70					
36WCMX-2D-32	36	72					
37WCMX-2D-32	37	74					
38WCMX-2D-32	38	76					
39WCMX-2D-32	39	78					
40WCMX-2D-32	40	80					
41WCMX-2D-32	41	82					
42WCMX-2D-32	42	84					
43WCMX-2D-40	43	86					40
44WCMX-2D-40	44	88					
45WCMX-2D-40	45	90					

- ◆ 使用快速鑽頭盡量由高壓中心出水，以增加刀片壽命及排屑良好。
- ◆ 使用在CNC車床時刀具中心點及機械主軸中心盡量平行。
- ◆ CNC車床使用如擴孔，刀片外刃必須和刀塔移動角度平行。
- ◆ Use High Speed Drill the best to drain water from the high pressure center to extending inserts life, and good for removing the metal chips.
- ◆ Using CNC Lathe the cutting center point with spindle center of Machine best to be parallel.
- ◆ If you need to expand hole when using CNC Lathe, the outer insert must parallel with the remove angle of cutter tower.



# Rapid Drills(W) Throw-Away Insert

捨棄式快速鑽頭 X3倍直徑

HD-7003



## WCMX x 3D

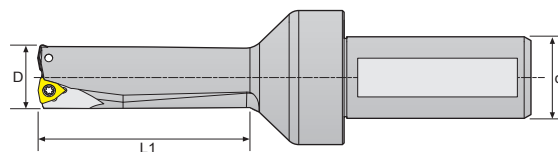
Model No	D	d	L <sub>1</sub>	L	刀片 Insert	Screw 	Wrench 	價格			
17WCMX-3D-C25	17	25	51	128	WCMX 030208	CS25	T8				
18WCMX-3D-C25	18		54	131							
19WCMX-3D-C25	19		57	134							
20WCMX-3D-C32	20	32	60	137	WCMX 040208	CS25	T8				
21WCMX-3D-C32	21		63	140							
22WCMX-3D-C32	22		66	154							
23WCMX-3D-C32	23		69	157							
24WCMX-3D-C32	24		72	160							
25WCMX-3D-C32	25		75	163							
26WCMX-3D-C32	26		78	166							
27WCMX-3D-C32	27		81	169				WCMX 050308	CS30	T10	
28WCMX-3D-C32	28		84	172							
29WCMX-3D-C32	29		87	175							
30WCMX-3D-C32	30	90	178	WCMX 06T308	CS35W	T15					
31WCMX-3D-C32	31	93	181								
32WCMX-3D-C32	32	96	184								
33WCMX-3D-C32	33	99	187								
34WCMX-3D-C32	34	102	190								
35WCMX-3D-C32	35	105	193								
36WCMX-3D-C32	36	108	196								
37WCMX-3D-C32	37	111	199								
38WCMX-3D-C32	38	114	202								
39WCMX-3D-C32	39	117	205								



# Rapid Drills(W) Throw-Away Insert

HD-7003

捨棄式快速鑽頭 X3倍直徑



## WCMX x 3D

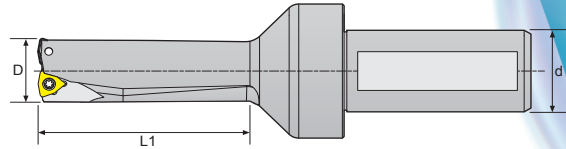
Model No	D	d	L <sub>1</sub>	L	刀片 Insert	Screw 	Wrench 	價格
40WCMX-3D-C32	40	32	120	208	WCMX 06T308	CS35W	T15	
41WCMX-3D-C32	41		123	211				
42WCMX-3D-C32	42		126	229				
43WCMX-3D-C40	43	40	129	232	WCMX 080408	CS40	T15	
44WCMX-3D-C40	44		132	235				
45WCMX-3D-C40	45		135	238				
46WCMX-3D-C40	46		138	241				
47WCMX-3D-C40	47		141	244				
48WCMX-3D-C40	48		144	247				
49WCMX-3D-C40	49		147	250				
50WCMX-3D-C40	50		150	253				
51WCMX-3D-C40	51		153	256				
52WCMX-3D-C40	52		156	259				
53WCMX-3D-C40	53		159	262				
54WCMX-3D-C40	54		162	265				
55WCMX-3D-C40	55		165	268				
56WCMX-3D-C40	56	168	271					
57WCMX-3D-C40	57	171	274					
58WCMX-3D-C40	58	174	277					
59WCMX-3D-C40	59	177	280					
60WCMX-3D-C40	60	180	283					

- ◆ 使用快速鑽頭盡量由高壓中心出水，以增加刀片壽命及排屑良好。
- ◆ 使用在CNC車床時刀具中心點及機械主軸中心盡量平行。
- ◆ CNC車床使用如擴孔，刀片外刃必須和刀塔移動角度平行。
- ◆ Use High Speed Drill the bset to drain water from the high pressure center to extending inserts life, and good for removing the metal chips.
- ◆ Using CNC Lathe the cutting center point with spindle center of Machine best to be parallel.
- ◆ If you need to expand hole when using CNC Lathe, the outer insert must parallel with the remove angle of cutter tower.

# Rapid Drills(W) Throw-Away Insert

捨棄式快速鑽頭

HD-7004



## WCMX x 4D (四倍直徑)

產品型號 Model No 2D $\phi$	產品型號 Dimensions(mm)		刀片 (Insert)	零件 (Parts)		價格
D	L <sub>1</sub>	d				
14WCMX-4D-25	14	56	25	WCMX030208	CS25	T8
15WCMX-4D-25	15	60				
16WCMX-4D-25	16	64				
17WCMX-4D-25	17	68				
18WCMX-4D-25	18	72				
19WCMX-4D-25	19	76				
20WCMX-4D-32	20	80	32	WCMX040208	CS30	T10
21WCMX-4D-32	21	84				
22WCMX-4D-32	22	88				
23WCMX-4D-32	23	92				
24WCMX-4D-32	24	96				
25WCMX-4D-32	25	100				
26WCMX-4D-32	26	104				
27WCMX-4D-32	27	108				
28WCMX-4D-32	28	112				
29WCMX-4D-32	29	116				
30WCMX-4D-32	30	120				
31WCMX-4D-32	31	124				
32WCMX-4D-32	32	128	40	WCMX06T308	CS35W	T10
33WCMX-4D-32	33	132				
34WCMX-4D-32	34	136				
35WCMX-4D-32	35	140				
36WCMX-4D-32	36	144				
37WCMX-4D-32	37	148				
38WCMX-4D-32	38	152	40	WCMX080408	CS40	T15
39WCMX-4D-32	39	156				
40WCMX-4D-32	40	160				
41WCMX-4D-32	41	164				
42WCMX-4D-32	42	168				
43WCMX-4D-40	43	172				
44WCMX-4D-40	44	176				
45WCMX-4D-40	45	180				

◆ 使用快速鑽頭盡量由高壓中心出水，以增加刀片壽命及排屑良好。

◆ 使用在CNC車床時刀具中心點及機械主軸中心盡量平行。

◆ CNC車床使用如擴孔，刀片外刃必須和刀塔移動角度平行。

◆ Use High Speed Drill the best to drain water from the high pressure center to extending inserts life, and good for removing the metal chips.

◆ Using CNC Lathe the cutting center point with spindle center of Machine best to be parallel.

◆ If you need to expand hole when using CNC Lathe, the outer insert must parallel with the remove angle of cutter tower.



# Rapid Drills(W) Throw-Away Insert

## 捨棄式快速鑽頭

推薦切削條件表 **CUTTING DATA**

被削材 刃徑 (mm)		P			M	K
		軟鋼 (SS400) (Mild Steel)	炭素鋼 (S45C) (Carbon Alloy Steel)	合金鋼 (SCM400) (Alloy Steel)	不鏽鋼 (SUS304) (Stainless Steel)	鑄鐵 (FC250) (Cast Iron)
12~14.5	V (2D / 3D)	100- <b>150</b> -200	60- <b>100</b> -160	80- <b>120</b> -160	80- <b>100</b> -120	80- <b>120</b> -160
	V (4D)	100- <b>140</b> -200	80- <b>80</b> -120	80- <b>100</b> -120	80- <b>110</b> -140	110- <b>140</b> -160
	f	0.04- <b>0.06</b> -0.10	0.04- <b>0.06</b> -0.10	0.04- <b>0.06</b> -0.10	0.04- <b>0.07</b> -0.10	0.04- <b>0.07</b> -0.10
15~22.5	V (2D / 3D)	100- <b>150</b> -200	60- <b>100</b> -160	80- <b>120</b> -160	80- <b>100</b> -120	80- <b>120</b> -160
	V (4D)	100- <b>140</b> -200	80- <b>80</b> -120	80- <b>100</b> -120	80- <b>110</b> -140	110- <b>140</b> -160
	f	0.04- <b>0.07</b> -0.10	0.06- <b>0.09</b> -0.12	0.06- <b>0.08</b> -0.10	0.04- <b>0.07</b> -0.10	0.04- <b>0.07</b> -0.10
23~34	V (2D / 3D)	100- <b>150</b> -200	60- <b>100</b> -160	80- <b>120</b> -160	80- <b>100</b> -120	80- <b>120</b> -160
	V (4D)	100- <b>140</b> -200	80- <b>80</b> -120	80- <b>100</b> -120	80- <b>110</b> -140	110- <b>140</b> -160
	f	0.04- <b>0.08</b> -0.10	0.08- <b>0.12</b> -0.14	0.06- <b>0.09</b> -0.12	0.04- <b>0.08</b> -0.10	0.04- <b>0.10</b> -0.14
35~48	V (2D / 3D)	100- <b>150</b> -200	60- <b>100</b> -160	80- <b>120</b> -160	80- <b>100</b> -120	80- <b>120</b> -160
	V (4D)	100- <b>140</b> -200	80- <b>80</b> -120	80- <b>100</b> -120	80- <b>110</b> -140	110- <b>140</b> -160
	f	0.04- <b>0.10</b> -0.12	0.08- <b>0.15</b> -0.18	0.06- <b>0.10</b> -0.14	0.04- <b>0.10</b> -0.12	0.06- <b>0.10</b> -0.14
49~56	V (2D / 3D)	100- <b>150</b> -200	60- <b>100</b> -160	80- <b>120</b> -160	80- <b>100</b> -120	80- <b>120</b> -160
	V (4D)	100- <b>140</b> -200	80- <b>80</b> -120	80- <b>100</b> -120	80- <b>110</b> -140	110- <b>140</b> -160
	f	0.04- <b>0.08</b> -0.10	0.08- <b>0.12</b> -0.14	0.06- <b>0.09</b> -0.12	0.04- <b>0.08</b> -0.10	0.06- <b>0.10</b> -0.14

◆ (V=m/min. f=mm/刃) (下限值—推薦值—上限值)

◆ 工具回轉速 (N)=[1000×切削速度 (V)]÷[3.14×工具直徑 (D)]

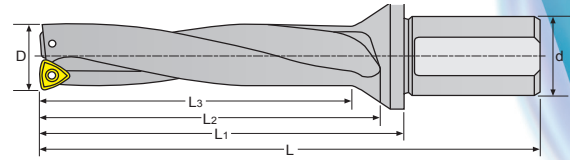
◆ 總進給 (F)=[每刃進給 (f)×工具刃數 (Z)×工具回轉速度 (N)]

INDEXABLE CUTTING INSERT	ISO	DIMENSIONS					CARBIDE GRADE	適用 材質
		L	d	s	r	d <sub>1</sub>		
	WCMX030208E	3.8	5.56	2.38	0.8	2.85	ACZ-310 ACZ-330	合金鋼 不鏽鋼 鑄鐵
	WCMX040208E	4.3	6.35	2.38	0.8	3.15		
	WCMX050308E	5.4	7.94	3.18	0.8	3.2	ACZ-330	
	WCMX06T308E	6.5	9.52	3.97	0.8	3.72		
	WCMX080412E	8.7	12.7	4.76	1.2	4.3		
	WCKT030208	3.8	5.56	2.38	0.8	2.85	H-01	鋁合金 專用
	WCKT040208	4.3	6.35	2.38	0.8	3.15		
	WCKT050308	5.4	7.94	3.18	0.8	3.2		
	WCKT06T308	6.5	9.52	3.97	0.8	3.72		
	WCKT080412	8.7	12.7	4.76	1.2	4.3		

# Rapid Drills(W) Throw-Away Insert

捨棄式快速鑽頭

HD-7005



WCMX x 5D (五倍直徑)

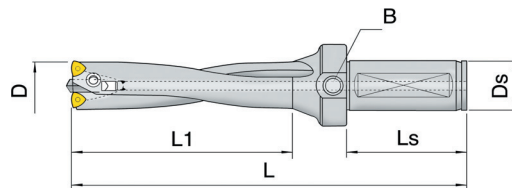
產品型號 Model No 5D $\phi$	產品型號 Dimensions(mm)					刀片 (Insert)	零件 (Parts)		價格	
	D	L	L <sub>1</sub>	L <sub>2</sub>	L <sub>3</sub>					
15WCMX-5D-25	15	161	105	80	75	25	WCMX 030208	CS25	T8	
16WCMX-5D-25	16	166	110	85	80					
17WCMX-5D-25	17	171	115	90	85					
18WCMX-5D-25	18	176	120	95	90					
19WCMX-5D-25	19	181	125	100	95					
20WCMX-5D-25	20	186	130	105	100	32	WCMX 040208	CS25	T8	
21WCMX-5D-32	21	200	135	110	105					
22WCMX-5D-32	22	205	140	115	110					
23WCMX-5D-32	23	210	145	120	115					
24WCMX-5D-32	24	215	150	125	120					
25WCMX-5D-32	25	220	155	130	125	32	WCMX 050308	CS30	T9	
26WCMX-5D-32	26	225	160	135	130					
27WCMX-5D-32	27	230	165	140	135					
28WCMX-5D-32	28	235	170	145	140					
29WCMX-5D-32	29	240	175	150	145					
30WCMX-5D-32	30	245	180	155	150	40	WCMX 06T308	CS35	T15	
31WCMX-5D-32	31	250	185	160	155					
32WCMX-5D-32	32	255	190	165	160					
33WCMX-5D-40	33	260	195	170	165					
34WCMX-5D-40	34	265	200	175	170					
35WCMX-5D-40	35	270	205	180	175	40	WCMX 080412	CS40	T15	
36WCMX-5D-40	36	275	210	185	180					
37WCMX-5D-40	37	280	215	190	185					
38WCMX-5D-40	38	285	220	195	190					
39WCMX-5D-40	39	290	225	200	195					
40WCMX-5D-40	40	295	230	205	200	40	WCMX 080412	CS40	T15	
41WCMX-5D-40	41	300	235	210	205					
42WCMX-5D-40	42	305	240	215	210					
43WCMX-5D-40	43	310	245	220	215					
44WCMX-5D-40	44	315	250	225	220					
45WCMX-5D-40	45	320	255	230	225	40	WCMX 080412	CS40	T15	
46WCMX-5D-40	46	325	260	235	230					
47WCMX-5D-40	47	330	265	240	235					
48WCMX-5D-40	48	335	270	245	240					
49WCMX-5D-40	49	340	275	250	245					
50WCMX-5D-40	50	345	280	255	250	40	WCMX 080412	CS40	T15	
51WCMX-5D-40	51	350	285	260	255					
52WCMX-5D-40	52	355	290	265	260					
53WCMX-5D-40	53	360	295	270	265					
54WCMX-5D-40	54	365	300	275	270					
55WCMX-5D-40	55	370	305	280	275	40	WCMX 080412	CS40	T15	
56WCMX-5D-40	56	375	310	285	280					
57WCMX-5D-40	57	380	315	290	285					
58WCMX-5D-40	58	385	320	295	290					
59WCMX-5D-40	59	390	325	300	295					
60WCMX-5D-40	60	395	330	305	300					



# SUPER INSERT DRILL X5D

捨棄式高速鑽頭 X5D

HD-7006



## TSD X 5D

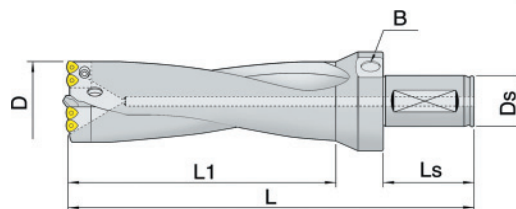
Model No	D	L1	L	DS	LS	刀片 Insert	Screw 	Wrench 	中心鑽 Center Drill	價格
TSD-25050D	25	150	270	32	70	WC..0302..	TSB-22045	TXL-6	PLD-0630	
TSD-26050D	26									
TSD-27050D	27									
TSD-28050D	28									
TSD-29050D	29									
TSD-30050D	30	175	295	32	70	WC..0402..	TSB-25055	TXL-8		
TSD-31050D	31									
TSD-32050D	32									
TSD-33050D	33									
TSD-34050D	34									
TSD-35050D	35	200	320	40	80	WC..0503..	TSB-30070	TXL-8	PLD-0835	
TSD-36050D	36									
TSD-37050D	37									
TSD-38050D	38									
TSD-39050D	39									
TSD-40050D	40	225	355	40	80	WC..06T3..	TSB-35090	TXL-15	PLD-1035	
TSD-41050D	41									
TSD-42050D	42									
TSD-43050D	43									
TSD-44050D	44									
TSD-45050D	45	250	380	40	80	WC..0804..	TSB-40110	TXL-15	PLD-1238	
TSD-46050D	46									
TSD-47050D	47									
TSD-48050D	48									
TSD-49050D	49									
TSD-50050D	50	275	405	40	80	WC..0804..	TSB-40110	TXL-15	PLD-1238	
TSD-51050D	51									
TSD-52050D	52									
TSD-53050D	53									
TSD-54050D	54									
TSD-55050D	55	300	430	40	80	WC..0804..	TSB-40110	TXL-15	PLD-1238	
TSD-56050D	56									
TSD-57050D	57									
TSD-58050D	58									
TSD-59050D	59									



# TURBO DRILL X5D

超大直徑高速鑽頭 X5D

HD-7007



## TSD X 5D

Model No	D	L1	L	DS	LS	刀片 Insert	Screw 	Wrench 	刀片座 Insert Set.	中心鑽 Center Drill	價格
TSD-606550D	60~65	325	445	40	80	WC..0503..	TSB-30070	TXL-8	MDC-060065	PLD-1238	
TSD-657050D	65~70	350	470	40	80	WC..0503..	TSB-30070	TXL-8	MDC-065070	PLD-1238	
TSD-707550D	70~75	375	495	40	80	WC..0503..	TSB-30070	TXL-8	MDC-070075	PLD-1238	
TSD-758050D	75~80	400	520	40	80	WC..06T3..	TSB-35090	TXL-15	MDC-075080	PLD-1645	

## SUPER INSERT DRILLS CUTTING DATA

高速鑽頭切削條件表

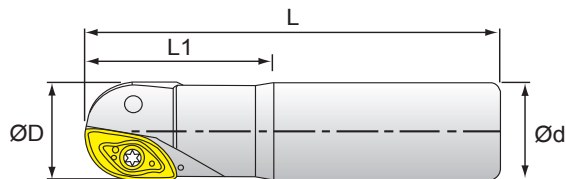
材質 Material	硬度 Hardness	刀削速度 SPEED m/min		進刀速度 Feed / Tooth mm/刃								
		X3倍	X5倍	20° - 24°	25° - 30°	31° - 39°	40° - 45°	45° - 58°	58° - 78°	78° - 108°	108° - 140°	
鐵CO.3	600 N/mm <sup>2</sup>	180	170	0.05	0.06	0.10	0.13	0.14	0.15	0.18	0.20	
中碳鋼	800 N/mm <sup>2</sup>	150	140	0.04	0.08	0.11	0.12	0.13	0.13	0.14	0.15	
合金鋼	900 N/mm <sup>2</sup>	120	100	0.05	0.08	0.09	0.10	0.10	0.10	0.12	0.14	
不鏽鋼	500 N/mm <sup>2</sup>	120	90	0.05	0.06	0.08	0.09	0.10	0.12	0.12	0.13	
鑄鐵	200 N/mm <sup>2</sup>	180	160	0.10	0.12	0.13	0.14	0.15	0.18	0.20	0.22	
鋁合金		300	300	0.05	0.05	0.10	0.12	0.15	0.16	0.18	0.20	



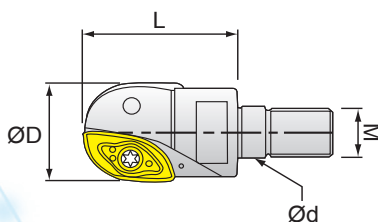
# ZP BALL END MILLS

## ZP 球型銑刀

HD-7008

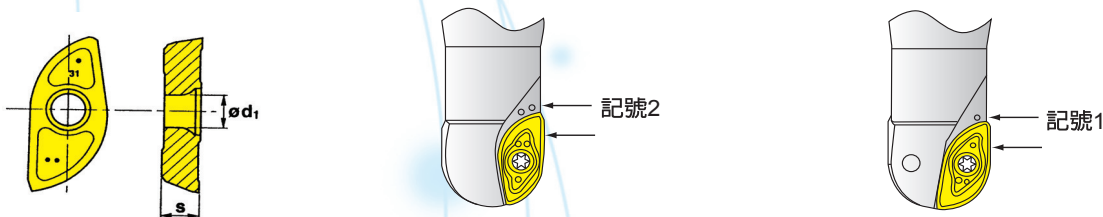


Model No	Dimensions(mm)				刃數 Teeth	刀片 Insert	Screw	Wrench	價格
	D	φ d	L	L1					
ZP16-S16-150	16	16	150	30	2	ZP 1600 ER-..	MS-2.5	TF9	
ZP16-S20-200	16	20	200	30	2				
ZP20-S20-150	20	20	150	35	2	ZP 2000 ER-..	MS-3.5	TF15	
ZP20-S25-200	20	25	200	35	2				
ZP25-S25-150	25	25	150	40	2	ZP 2500 ER-..	MS-4.0	TF15	
ZP25-S25-200	25	25	200	40	2				



Model No	Dimensions(mm)			刃數 Teeth	刀片 Insert	Screw	Wrench	價格
	M	d	L					
MSPZ16-MD14	M8	8.5	30		ZP 1600 ER-..	MS2506A	TF9	
MSPZ20-MD18	M10	10.5	35		ZP 2000 ER-..	MS3509A	TF15	
MSPZ25-MD23	M12	12.5	40		ZP 2500 ER-..	MS4014A	TF15	

### 刀片裝置方式

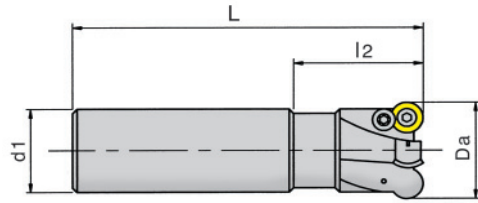


Insert Shape	Model No	材質 Grade	Dimensions(mm)	
			S	d1
	ZP 16 00 ER	AE15	3.18	2.9
	ZP 20 00 ER	AE15	3.97	4.0
	ZP 25 00 ER	AE15	4.76	4.7



# RD ROUND INSERT END MILLS

RD 圓刃型端銑刀

HD-7009



Model No	Da	d1	L	刃數 Blade	刀片 Insert	價格	
RD 6R30-C25-150	30	25	150	2	RDEX 1204		
RD 6R30-C25-200			200				
RD 6R35-C32-150	35	32	150	3			
RD 6R35-C32-200			200				
RD 6R35-C32-250			250				
RD 6R35-C32-300			300				
RD 6R40-C32-150	40	32	150	3			
RD 6R40-C32-200			200				
RD 6R40-C32-250			250				
RD 6R40-C32-300			300				
RD 6R50-C32-150	50	32	150	4			

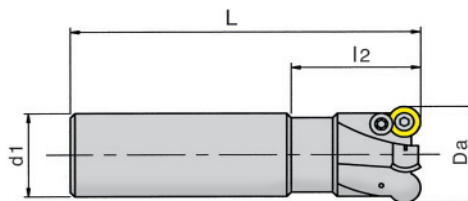
Model No	Screw 	Wrench 
6R	6R-M4	T15



# RP ROUND INSERT END MILLS

RP 圓刃型端銑刀

HD-7010

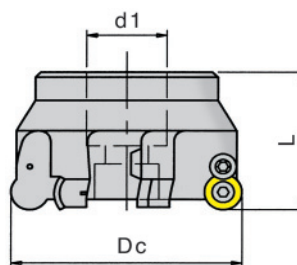


Model No	Da	d1	L	刃數 Blade	刀片 Insert	價格
RP 6R30-C25-150	30	25	150	2	RPMW 1204	
RP 6R30-C25-200	30		200			
RP 6R35-C32-150	35	32	150	3		
RP 6R35-C32-250	35		250			
RP 6R40-C32-150	40	32	150	3		
RP 6R40-C32-250	40		250			
RP 6R50-C32-150	50	32	150	3		



# RP ROUND INSERT MILLING CUTTER

RP 圓刃型平面銑刀

HD-7011



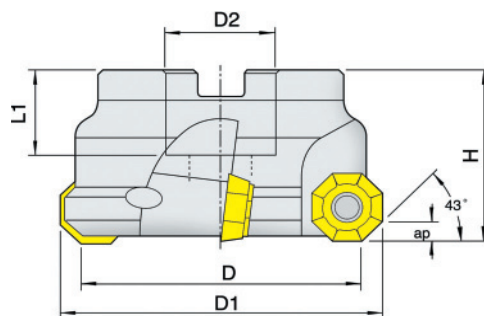
Model No	Da	d1	L	刃數 Blade	刀片 Insert	價格
RP 6R50-22	50	22	50	4T	RPMW 1204	



Model No	Screw 	Wrench 
6R	6R-M4	T15

# RDS ROUND INSERT FACE MILLING CUTTER

RDS 型圓刃型平面銑刀 (可用RDMT刀片或SDMT刀片)

HD-7012



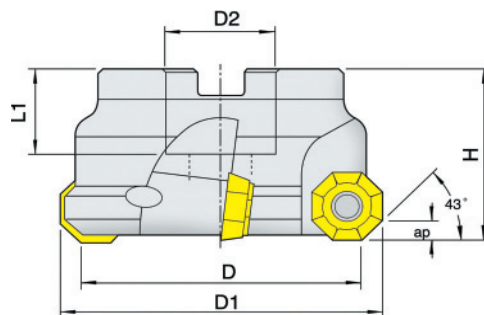

Model No	Da	L	d1	刃數 Blade	刀片 Insert	Screw 	Wrench 	價格
RDS-6R50-22	50	55	22	4T	RDMT 1205	RDS-M5	T-20	
RDS-6R63-25.4	63	60	25.4	5T	or			
RDS-6R80-25.5	80	60	25.4	6T	SDMT 1205			
RDS-8R50-22	50	55	22	4T	RDMT 1506			
RDS-8R63-25.4	63	60	25.4	4T				
RDS-8R66-25.4	66	60	25.4	5T				
RDS-8R80-25.4	80	60	25.4	6T				



# OD HIGH SPEED FACE MILLING CUTTER

HD-7013

OD 高速型平面銑刀

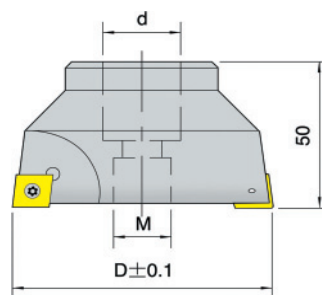


Model No	Dimensions mm					刃數 Blade	刀片 Insert	Screw 	價格
	D	D1	D2	H	L1				
OD- 0850	50	60	22	40	20	3	ODET 150508	OD-M5	
OD- 0863	63	73	1"	40	20	4			
OD- 0880	80	90	1"	50	25	5			
OD- 08100	100	110	1 1/4"	50		6			
OD- 08125	125	135	1 1/2"	63		7			
OD- 08160	160	170	2"	63		8			

# TB FIXED TWIN CUTTER BORING HEAD

HD-7014

TB 固定型雙刀粗搪頭

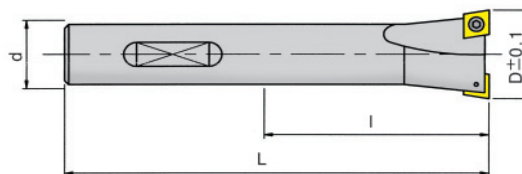


Model No	φD	φd	M	刀片 Insert	價格
TB65-MC22	64.7	22	1"	CCMT 1204 Screw:M4×0.5×10 key:T15	
TB70-MC22	69.7	22	1"		
TB75-MC22	74.7	22	1"		
TB80-MC22	79.7	22	1"		
TB85-MC27	84.7	27	1"		
TB90-MC27	89.7	27	1"		
TB95-MC27	94.7	27	1"		
TB100-MC27	99.7	27	1 1/4"		
TB105-MC27	104.7	27	1 1/4"		
TB110-MC27	109.7	27	1 1/4"		
TB115-MC27	114.7	27	1 1/4"		
TB120-MC27	119.7	27	1 1/4"		
TB125-MC27	124.7	27	1 1/4"		
TB130-MC27	129.7	27	1 1/4"		

# TB FIXED TWIN CUTTER BORING BAR

TB 固定型雙刃粗搪刀

HD-7015



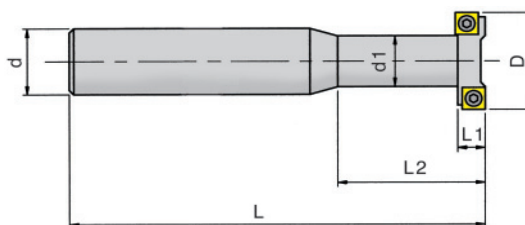
Model No	D	d	l	L	刀片 Insert	價格	
TB15-SB16-120	14.7	16	50	120	CCMT060204 Screw:M2.5 × 6 key:T7		
TB16-SB16-120	15.7	16	50	120			
TB17-SB16-120	16.7	16	50	120			
TB18-SB16-120	17.7	16	50	120			
TB20-SB16-120	19.7	16	62	120			
TB20-SB16-160	19.7	16	62	160			
TB22-SB16-120	21.7	16	62	120			
TB24-SB20-130	23.7	20	70	130			
TB25-SB20-130	24.7	20	70	130			
TB25-SB20-160	24.7	20	70	160			
TB30-SB25-160	29.7	25	104	160		CCMT060204 Screw:M3.5 × 8 key:T15	
TB30-SB25-200	29.7	25	104	200			
TB35-SB25-160	34.7	25	104	160			
TB40-SB25-160	39.7	25	104	160			
TB40-SB25-250	39.7	25	104	250			
TB42-SB32-200	41.7	32	140	200			
TB45-SB32-200	44.7	32	140	200			
TB50-SB32-200	49.7	32	140	200			
TB55-SB32-200	54.7	32	150	200			



# T-SLOT END MILLS

T 型槽端銑刀

HD-7016



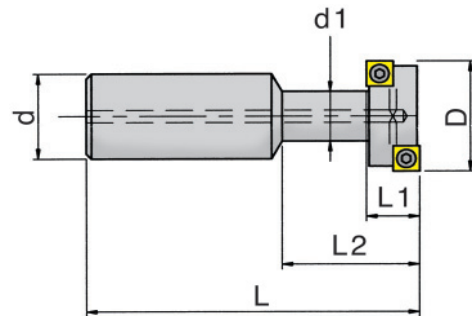
Model	D	d1	d	L	L1	L2	刃數 Blade	刀片 Insert	Screw	Wrench	價格				
TS20-C16-08	20	12	16	120	08	29	4T	SPNT 060304	TS-M2.5	T7					
TS25-C20-08	25	13				34									
TS30-C20-08	30	18	20	150		42									
TS35-C20-08	35	23				42									
TS40-C25-08	40	28	25	52											
TS40-C32-08	40	28	32	52											
TS20-C16-10	20	12	16	120	10	29		CCMT 060204			TS-M2.5	T7			
TS25-C20-10	25	13		34											
TS30-C20-10	30	18	20	150		34									
TS35-C20-10	35	23				42									
TS40-C25-10	40	28	25	52											
TS40-C32-10	40	28	32	52											
TS20-C16-12	20	12	16	120	12	29		CPMT 080204					TS-M2.5	T7	
TS25-C20-12	25	13		34											
TS30-C20-12	30	18	20	150		42									
TS35-C20-12	35	23				42									
TS40-C25-12	40	28	25	52											
TS40-C32-12	40	28	32	52											



# T-SLOT END MILLS

T 型槽端銑刀

HD-7017

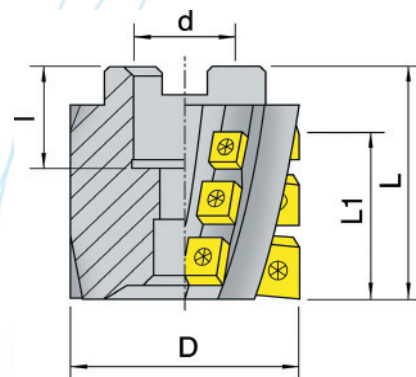


Model	D	d1	d	L	L1	L2	刃數 Blade	刀片 Insert	Screw	Wrench	價格
TS24-C20-11	24	12	20	90	11	29	4	CCMT-060204T	TS-M2.5	T7	
TS31-C25-14	31	15	25	110	14	42	4	CCMT-080308T	TS-M2.5	T7	
TS39-C32-18	39	19	32	120	18	49	4	CCMT-09T308T	TS-M2.5	T15	
TS49-C32-22	49	25	32	140	22	60	4	CCMT-120408T	TS-M5	T20	

# XD ROUGHING MILLING CUTTER

XD 粗銑刀系列

HD-7018



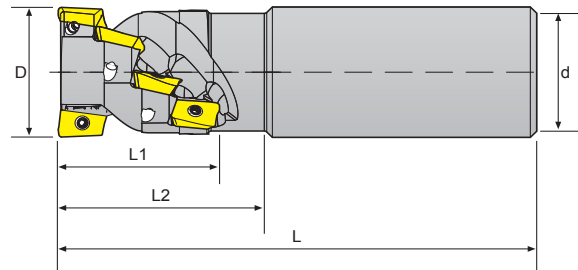
Model	D	d (inch)	d (m/m)	L	L1	刃數 Teeth	刀片 Insert	Screw	Wrench	價格
XD63-4R20T	63	1"	27	75	55	4R20T	XDMT 120408	XD-M4	T15	
XD80-6R36T	80	1 1/4"	32	80	65	6R36T				



# EM-ROUGHING MILLING CUTTER

## EM 粗銑刀系列

HD-7019



Model	D	d	L1	L2	L	INO	刀片 Insert	零件 Parts		價格
EM90AP10-D20	20	20	25	35	120	2R6T	APMT 1035PDER	CS25	T-8	
EM90AP10-D25	25	25	35	45	130	2R8T				
EM90AP10-D32	32	32	44	55	140	3R15T				
EM90AP10-D40	40	32	53	65	150	3R21T				
EM90AP16-D40	40	42	49	65	150	3R12T	APMT 1605PDER	CS35	T-15	
EM90AP16-D50	50	42	61	75	165	3R15T				
EM90AP16-D50-260	50	50.8	167	180	260	4R56T				

### 推薦切削條件表 CUTTING DATA

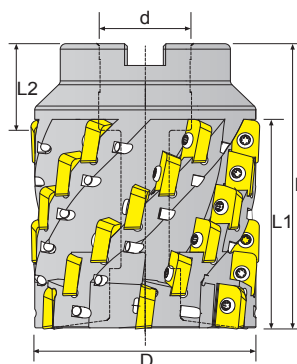
被削材		P	M	K	N
		軟鋼 (SS400) (Mild Steel)	不鏽鋼 (SUS304) (Stainless Steel)	鑄鐵 (FC250) (Cast Iron)	合金 (ADC12)
20~15	V	50-120-180	50-100-160	50-120-180	200-300-500
	f	0.05-0.15	0.05-0.12	0.05-0.15	0.10-0.15-0.20
32~50	V	100-150-180	50-100-160	50-120-180	200-300-500
	f	0.05-0.15	0.05-0.12	0.05-0.20	0.10-0.15-0.20

- ◆ (V=m/min. f=mm/刃) (下限值-推薦值-上限值)
- ◆ 工具回轉速(N)=[1000×切削速度(V)]÷[3.14×工具直徑(D)]
- ◆ 總進給(F)=[每刃進給(f)×工具刃數(Z)×工具回轉速度(N)]

# EM-ROUGHING MILLING CUTTER

EM 粗銑刀系列

HD-7020



Model	D	d	L1	L2	L	INO	刀片 Insert 零件 Parts			價格
EM90AP16-D63-75	63	1"	63	12	75	4R20T	APMT 1605PDER	CS35	T-15	
EM90AP16-D80-80	80	1 1/4"	52	28	80	6R24T				
EM90AP16-D80-105	80	1 1/4"	75	30	105	6R36T				
EM90AP16-D80-150	80	1 1/4"	120	30	150	6R60T				
EM90AP16-D100-155	100	1 1/2"	120	35	155	7R70T				

## 推薦切削條件表 CUTTING DATA

被削材		P	M	K	N
		軟鋼 (SS400) (Mild Steel)	不鏽鋼 (SUS304) (Stainless Steel)	鑄鐵 (FC250) (Cast Iron)	合金 (ADC12)
刃徑 (mm)	V	100-150-180	50-100-160	50-120-180	200-300-500
	f	0.05-0.22	0.05-0.15	0.05-0.25	0.10-0.15-0.20

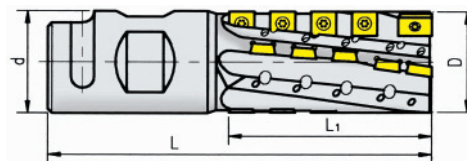

- ◆ (V=m/min. f=mm/刃) (下限值-推薦值-上限值)
- ◆ 工具回轉速 (N)=[1000×切削速度 (V)] ÷ [3.14×工具直徑 (D)]
- ◆ 總進給 (F)=[每刃進給 (f)×工具刃數 (Z)×工具回轉速度 (N)]



# AP ROUGHING MILLING CUTTER

HD-7021

AP 粗切削銑刀

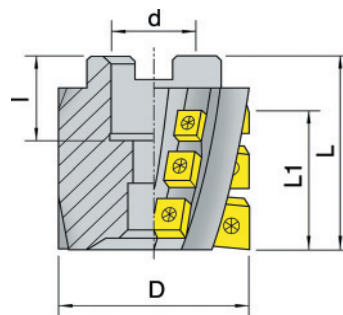


Model	D	d	L	L1	刃數 Teeth	刀片 Insert	Screw	Wrench	價格
AP25-C25-120-6T	25	25	120	27	6T	P27215-00×1 P28415-00×5	AP-M2.5	T8	
AP32-C32-147-6T	32	32	147	42	6T	P27215-3×1 P28415-0×5	AP-M2.5	T8	
AP40-C32-155-14T	40	32	155	50	14T	P27215-3×2 P28415-0×12	AP-M2.5	T8	
AP40-C42-173-6T	40	42	173	56	6T	P27275-3×1 P28495-1×5	AP-M5	T15	
AP50-C50.8-204-16T	50	50.8	204	77	4R×16T	APLT1504×2 SPLT1204×14	AP-M5	T20	
AP50-C50.8-224-20T	50	50.8	224	97	4R×20T	APLT1504×2 SPLT1204×18	AP-M5	T20	
AP50-C50.8-284-32T	50	50.8	284	158	4R×32T	APLT1504×2 SPLT1204×30	AP-M5	T20	

# ASP ROUGHING MILLING CUTTER

HD-7022

ASP 粗切削銑刀

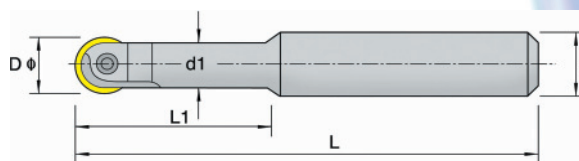


Model	D	d (inch)	d (m/m)	L	L1	刃數 Teeth	刀片 Insert	Screw	Wrench	價格
ASP63-4R12T	63	1"	27	75	55	4R12T	APLT1504×2 SPLT1204×10	AP-M5	T20	
ASP80-6R21T	80	1 1/4"	32	80	65	6R21T	APLT1504×3 SPLT1204×18	AP-M5	T20	

# CR BALL END MILLS

CR 球型精銑刀

HD-7023

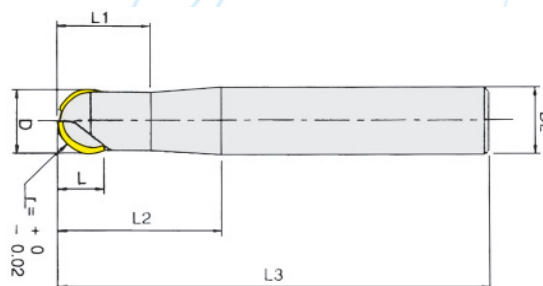


Model	D	L1	L	d	刀片 Insert	Screw 	Wrench 	價格
CR4-C12-150	8	45	150	12	RCN-08	CR-M3	T8	
CR5-C10-150	10	30	150	10	RCN-10	CR-M4	T15	
CR6-C12-150	12	32	150	12	RCN-12	CR-M5	T20	
CR8-C16-150	16	36	150	16	RCN-16	CR-M5	T20	
CR10-C20-160	20	45	160	20	RCN-20	CR-M5	T20	
CR12.5-C25-180	25	45	180	25	RCN-25	CR-M6	T20	

# COPIBALL-CA

精切削球型端銑刀 (歐洲進口)

HD-7024



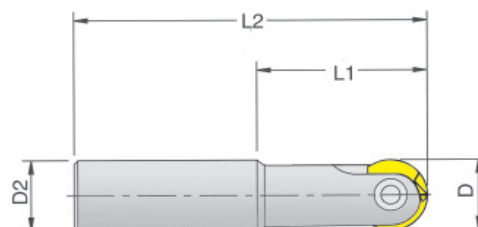
Model	D	D2	L1	L2	Insert	價格
CA1023	10	12	53	110	RCA 10	
CA1224	12	12	46	150	RCA 12	
CA1624	16	16	50	160	RCA 16	
CA2024	20	20	60	190	RCA 20	
CA2524	25	25	64	200	RCA 25	









HD-7025

# COPIBALL-CD

CD 球型精銑刀 (歐洲進口)



Model	D	L2	D2	L1	刀片 Insert	Screw 	Wrench 	價格
CD1035	10	150	12	46	RCN-10	CD-M4	T15	
CD1234	12	150	12	46	RCN-12	CD-M5	T15	
CD1235	12	160	16	58				
CD1634	16	160	16	53	RCN-16	CD-M5	T20	
CD1635	16	175	20	65				
CD2034	20	175	20	61	RCN-20	CD-M5	T20	
CD2035	20	190	25	76				
CD2534	25	190	25	70	RCN-25	CD-M6	T20	
CD2535	25	210	32	98				
CD3235	32	240	32	121	RCN-32	CD-M8	T30	





# CARBIDE HOLDER

## 鎢鋼抗震刀桿

HD-7026



※不含刀頭

- 1.使用真正高級鎢鋼材質製成，精度高，不會因橫向勁力過大，而扭曲變型。
- 2.一體成型，剛性優異，沒有焊接處斷裂之虞慮。
- 3.提升工件表面粗度，且降低刀具磨耗，節省刀具成本。
- 4.強調刀頭之可換性，縱使刀頭損毀，也只須更換刀頭即可再使用。

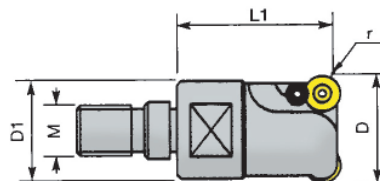
鎢鋼抗震刀桿柄徑 Tungsten Carbide anti-shock	長度 Length	螺紋規格 Screw size	適用刃徑 Blade applicable		價格
GL10-10-100-M05	100	5 × 0.8	10.0	11.0	
GL10-10-150-M05	150	5 × 0.8	10.0	11.0	
GL12-12-100-M06	100	6 × 1.0	12.0	13.0	
GL12-12-150-M06	150	6 × 1.0	12.0	13.0	
GL12-12-200-M06	200	6 × 1.0	12.0	13.0	
GL16-16-150-M08	150	8 × 1.25	16.0	17.0	
GL16-16-200-M08	200	8 × 1.25	16.0	17.0	
GL20-20-150-M10	150	10 × 1.5	20.0	21.0	
GL20-20-200-M10	200	10 × 1.5	20.0	21.0	
GL20-20-250-M10	250	10 × 1.5	20.0	21.0	
GL25-25-150-M12	150	12 × 1.75	25.0	26.0	
GL25-25-200-M12	200	12 × 1.75	25.0	26.0	
GL25-25-250-M12	250	12 × 1.75	25.0	26.0	
GL25-25-300-M12	300	12 × 1.75	25.0	26.0	
GL32-32-150-M16	150	16 × 2.0	32.0	35.0	
GL32-32-200-M16	200	16 × 2.0	32.0	35.0	
GL32-32-250-M16	250	16 × 2.0	32.0	35.0	
GL32-32-300-M16	300	16 × 2.0	32.0	35.0	
GL32-32-400-M16	400	16 × 2.0	32.0	35.0	






# EXTENSION SYSTEM-ROUND INSERT END MILLS

延長系列－圓刃型銑刀

HD-7027



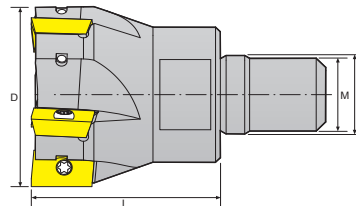
Model	D	d	L1	M	Z				價格
MSRD05-10D-2T	10	5.5	16	M5	2T	MS2.0	T6	RD-0501...	
MSRD05-11D-2T	11	5.5	18	M5	2T				
MSRD05-12D-3T	12	6.5	18	M6	3T				
MSRD05-13D-3T	13	6.5	18	M6	3T				
MSRD05-16D-4T	16	8.5	23	M8	4T				
MSRD05-17D-4T	17	8.5	23	M8	4T				
MSRD07-16D-2T	16	8.5	23	M8	2T	MS2.5	T9	RD-0702...	
MSRD07-17D-2T	17	8.5	23	M8	2T				
MSRD07-20D-3T	20	10.5	30	M10	3T				
MSRD07-21D-3T	21	10.5	30	M10	3T				
MSRD07-25D-4T	25	12.5	35	M12	4T				
MSRD07-25D-5T	25	12.5	35	M12	5T				
MSRD07-26D-4T	26	12.5	35	M12	4T				
MSRD07-26D-5T	26	12.5	35	M12	5T				
MSRD07-35D-6T	35	17	43	M16	6T				
MSRD10-20D-2T	20	10.5	30	M10	2T	MS3.5	T15	RD-1003...	
MSRD10-21D-2T	21	10.5	30	M10	2T				
MSRD10-25D-3T	25	12.5	35	M12	3T				
MSRD10-26D-3T	26	12.5	35	M12	3T				
MSRD10-35D-3T	35	17	43	M16	3T				
MSRD10-35D-4T	35	17	43	M16	4T				



# ED-HIGH SPEED SHOULDER MILLS

延長系列－快削型銑刀

HD-7028



Model	D	d	L	M	INO	刀片 Insert	零件 Parts	價格
EDAX1216Z2	16	8.5	30	8	2	AX□□ 1235□□	CS30A	T-8
EDAX1217Z2	17	8.5	30	8	2			
EDAX1220Z3	20	10.5	30	10	3			
EDAX1221Z3	21	10.5	30	10	3			
EDAX1225Z4	25	12.5	35	12	4			
EDAX1226Z4	26	12.5	35	12	4			
EDAX1233Z5	33	17	35	16	5			
EDAX1235Z5	35	17	35	16	5			
ED90AP10-D16	16	8.5	30	8	2	AP□□ 1035□□	CS25	T-8
ED90AP10-D17	17	8.5	30	8	2			
ED90AP10-D20	20	10.5	30	10	3			
ED90AP10-D21	21	10.5	30	10	3			
ED90AP10-D25	25	12	35	12	4			
ED90AP10-D26	26	12.5	35	12	4			
ED90AP10-D35	35	17	35	16	5			

## 推薦切削條件表 CUTTING DATA

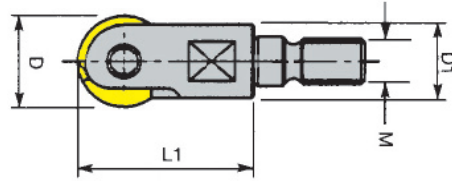

被削材		P	M	K	N
		軟鋼 (SS400) (Mild Steel)	不鏽鋼 (SUS304) (Stainless Steel)	鑄鐵 (FC250) (Cast Iron)	合金 (ADC12)
10~22	V	80-100-120	70-100-120	80-100-120	200-300-500
	f	0.08-0.10-0.15	0.08-0.10-0.15	0.08-0.10-0.15	0.08-0.10-0.15
25~40	V	100-150-180	80-140-160	100-150-180	200-500-1000
	f	0.10-0.12-0.20	0.10-0.12-0.20	0.10-0.15-0.20	0.10-0.15-0.20

- ◆ (V=m/min. f=mm/刃) (下限值－推薦值－上限值)
- ◆ 工具回轉速(N)=[1000×切削速度(V)]÷[3.14×工具直徑(D)]
- ◆ 總進給(F)=[每刃進給(f)×工具刃數(Z)×工具回轉速度(N)]

# EXTENSION SYSTEM-BALL END MILLS

延長系列－球型精銑刀

HD-7029



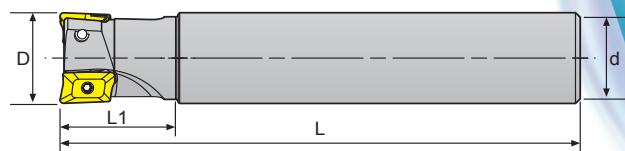
Model	Dimensions mm					VSA	CV005	RCN	RCNAL	價格
	D	D1	L1	M	Z					
MSCD-12D	12	9.7	20	M6	1	VSA12	CV005	RCN12	RCN12AL	
MSCD-16D	16	13	30	M6	1	VSA16		RCN16	RCN16AL	
MSCD-20D	20	18	30	M10	1	VSA20		RCN20	RCN20AL	
MSCD-25D	25	23.7	35	M12	1	VSA25		RCN25	RCN25AL	



# E-HIGH SPEED SHOULDER MILLS

## E 端銑刀系列

HD-7030



Model	Dimensions mm				INO	刀片 Insert	零件 Parts		價格
	D	d	L	L1					
E90AP10-D12-80	12	12	80	25	1	AP□□ 1035□□	CS25	T-8	
E90AP10-D12-100	12	12	100	25	1				
E90AP10-D14-80	14	16	90	25	1				
E90AP10-D16-90	16	16	90	25	2				
E90AP10-D16-150	16	16	150	25	2				
E90AP10-D17-150	17	16	150	25	2				
E90AP10-D18-90	18	16	90	25	2				
E90AP10-D20-110	20	20	110	30	3				
E90AP10-D20-150	20	20	150	30	3				
E90AP10-D21-150	21	20	150	30	3				
E90AP10-D25-120	25	25	120	35	4				
E90AP10-D25-150	25	25	150	35	4				
E90AP10-D25-200	25	25	200	35	4				
E90AP10-D26-150	26	25	150	35	3				
E90AP10-D35-150	35	32	150	40	5				
E90AP16-D25-150	25	25	150	35	2	AP□□ 1605□□	CS35	T-15	
E90AP16-D32-150	32	32	150	35	3				
E90AP16-D40-150	40	32	150	40	4				
E90AP16-D50-150	50	32	150	40	5				

### 推薦切削條件表 CUTTING DATA

被削材		P	M	K	N
		軟鋼 (SS400) (Mild Steel)	不鏽鋼 (SUS304) (Stainless Steel)	鑄鐵 (FC250) (Cast Iron)	合金 (ADC12)
10~22	V	80-100-120	70-100-120	80-100-120	200-300-500
	f	0.08-0.10-0.15	0.08-0.10-0.15	0.08-0.10-0.15	0.08-0.10-0.15
25~40	V	100-150-180	80-140-160	100-150-180	200-500-1000
	f	0.10-0.12-0.20	0.10-0.12-0.20	0.10-0.15-0.20	0.10-0.15-0.20
50~63	V	100-150-180	80-140-160	100-150-180	200-500-1000
	f	0.10-0.12-0.20	0.10-0.12-0.20	0.10-0.15-0.20	0.10-0.15-0.20

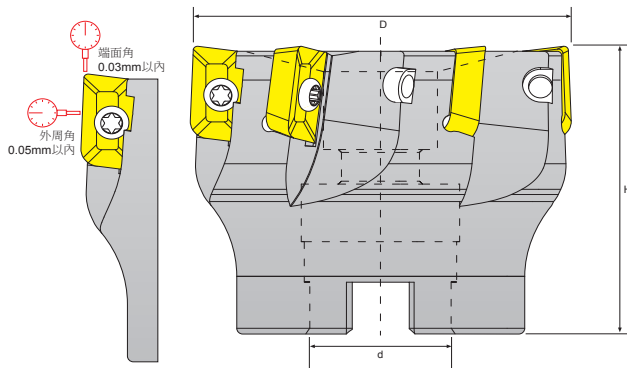
- ◆ (V=m/min. f=mm/刃) (下限值-推薦值-上限值)
- ◆ 工具回轉速 (N)=[1000×切削速度 (V)]÷[3.14×工具直徑 (D)]
- ◆ 總進給 (F)=[每刃進給 (f)×工具刃數 (Z)×工具回轉速度 (N)]



# EX-HIGH SPEED SHOULDER FACE MILLS CUTTER

## EX 高速平面銑刀系列

HD-7031



Model	Dimensions mm			刃數 Teeth	刀片 Insert 	零件 Parts 		價格
	D	H	d					
EX90AP16-D50A	50	50	22	4	APMT1605	CS35	T-15	
EX90AP16-D63A	63	50	25.4	5				
EX90AP16-D80A	80	50	25.4	6				
EX90AP16-D100A	100	50	31.75	7				
EX90AP16-D125A	125	50	38.1	8				

### 推薦切削條件表 CUTTING DATA

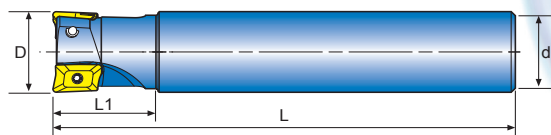

被削材		P	M	K	N
		軟鋼 (SS400) (Mild Steel)	不鏽鋼 (SUS304) (Stainless Steel)	鑄鐵 (FC250) (Cast Iron)	合金 (ADC12)
刃徑 (mm)	V	100-150-180	80-140-160	100-150-180	200-300-500
	f	0.10-0.20-0.25	0.10-0.15-0.20	0.10-0.20-0.25	0.10-0.15-0.20

- ◆  $V = m/min.$ ,  $f = mm/刃$  (下限值 - 推薦值 - 上限值)
- ◆ 工具回轉速 (N) =  $[1000 \times 切削速度 (V)] \div [3.14 \times 工具直徑 (D)]$
- ◆ 總進給 (F) =  $[每刃進給 (f) \times 工具刃數 (Z) \times 工具回轉速度 (N)]$

# EAX-HIGH SPEED SHOULDER MILLS

EAX 端銑刀系列

HD-7032



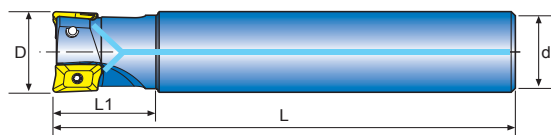

Model	Dimensions mm				INO	刀片 Insert	零件 Parts		價格
	D	d	L	L1					
EAX 2014E	14	16	80	25	1				
EAX 2016E	16	16	100	25	2				
EAX 2018E	18	16	100	25	2				
EAX 2020E	20	20	110	30	3				
EAX 2022E	22	20	110	30	3				
EAX 2025E	25	25	120	35	4				
EAX 2028E	28	25	120	35	4				
EAX 2030E	30	25	120	35	4				
EAX 2032E	32	32	130	40	5				
EAX 2040E	40	32	150	30	6				
EAX 2050E	50	32	150	30	7	AX□□ 1235□□	CS30A	T-08	
EAX 2063E	63	32	150	30	8				
EAX 2014EL	14	16	120	25	1				
EAX 2016EL	16	16	145	25	2				
EAX 2018EL	18	16	145	25	2				
EAX 2020EL	20	20	150	40	3				
EAX 2022EL	22	20	150	30	3				
EAX 2025EL	25	25	170	50	4				
EAX 2028EL	28	25	170	30	4				
EAX 2030EL	30	25	170	30	4				
EAX 2032EL	32	32	180	60	5				
EAX 2040EL	40	32	180	30	6				



# EAX-HIGH SPEED SHOULDER MILLS

## EAX 端銑刀系列

HD-7032



Model	Dimensions mm					刀片 Insert	零件 Parts		價格
	D	d	L	L1	INO				
EAX 2014E-O	14	16	80	25	1				
EAX 2016E-O	16	16	100	25	2				
EAX 2018E-O	18	16	100	25	2				
EAX 2020E-O	20	20	110	30	3				
EAX 2022E-O	22	20	110	30	3				
EAX 2025E-O	25	25	120	35	4				
EAX 2028E-O	28	25	120	35	4				
EAX 2030E-O	30	25	120	35	4				
EAX 2032E-O	32	32	130	40	5				
EAX 2040E-O	40	32	150	30	6				
EAX 2050E-O	50	32	150	30	7	AX□□ 1235□□	CS30A	T-08	
EAX 2063E-O	63	32	150	30	8				
EAX 2014EL-O	14	16	120	25	1				
EAX 2016EL-O	16	16	145	25	2				
EAX 2018EL-O	18	16	145	25	2				
EAX 2020EL-O	20	20	150	40	3				
EAX 2022EL-O	22	20	150	30	3				
EAX 2025EL-O	25	25	170	50	4				
EAX 2028EL-O	28	25	170	30	4				
EAX 2030EL-O	30	25	170	30	4				
EAX 2032EL-O	32	32	180	60	5				
EAX 2040EL-O	40	32	180	30	6				

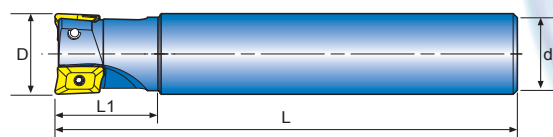

◆ -O oil hole 帶水孔



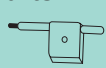


# EAX-HIGH SPEED SHOULDER MILLS

EAX 端銑刀系列

HD-7033



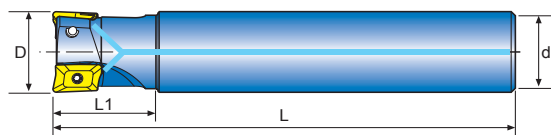
Model	Dimensions mm				INO	刀片 Insert	零件 Parts		價格
	D	d	L	L1					
EAX 3025E-20	25	20	120	35	2				
EAX 3025E	25	25	120	35	2				
EAX 3028E	28	25	120	35	2				
EAX 3030E	30	25	130	40	3				
EAX 3032E-25	32	25	130	40	3				
EAX 3032E	32	32	130	40	3				
EAX 3035E	35	32	130	40	3				
EAX 3040E	40	32	170	50	4				
EAX 3050E	50	32	170	50	5				
EAX 3063E	63	32	170	50	6				
EAX 3050ES	50	32	135	25	5				
EAX 3050ES-42	50	42	135	25	5				
EAX 3063ES	63	32	135	25	6				
EAX 3063ES-42	63	42	135	25	6	AX□□ 1705□□	CS40	T-15	
EAX 3025EL	25	25	170	50	2				
EAX 3028EL	28	25	170	50	2				
EAX 3030EL	30	25	180	60	3				
EAX 3032EL	32	32	180	60	3				
EAX 3035EL	35	32	180	60	3				
EAX 3040EL	40	32	220	80	4				
EAX 3040E-C	40	32	170	50	4				
EAX 3050E-C	50	32	170	50	5				
EAX 3063E-C	63	32	170	50	6				
EAX 3050ES-C	50	32	135	25	5				
EAX 3050ES-C-42	50	42	135	25	5				
EAX 3063ES-C	63	32	135	25	6				
EAX 3063ES-C-42	63	42	135	25	6				



# EAX-HIGH SPEED SHOULDER MILLS

## EAX 端銑刀系列

HD-7033



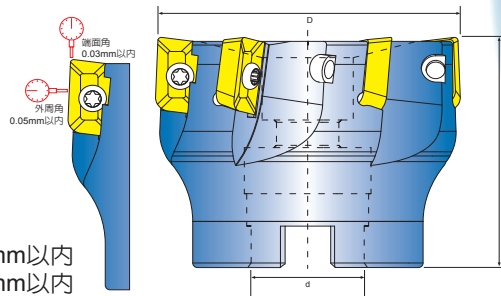
Model	Dimensions mm					刀片 Insert	零件 Parts		價格
	D	d	L	L1	INO				
EAX 3025E-20-O	25	20	120	35	2				
EAX 3025E-O	25	25	120	35	2				
EAX 3028E-O	28	25	120	35	2				
EAX 3030E-O	30	25	130	40	3				
EAX 3032E-25-O	32	25	130	40	3				
EAX 3032E-O	32	32	130	40	3				
EAX 3035E-O	35	32	130	40	3				
EAX 3040E-O	40	32	170	50	4				
EAX 3050E-O	50	32	170	50	5				
EAX 3063E-O	63	32	170	50	6				
EAX 3050ES-O	50	32	135	25	5				
EAX 3050ES-42-O	50	42	135	25	5				
EAX 3063ES-O	63	32	135	25	6				
EAX 3063ES-42-O	63	42	135	25	6	AX□□ 1705□□	CS40	T-15	
EAX 3025EL-O	25	25	170	50	2				
EAX 3028EL-O	28	25	170	50	2				
EAX 3030EL-O	30	25	180	60	3				
EAX 3032EL-O	32	32	180	60	3				
EAX 3035EL-O	35	32	180	60	3				
EAX 3040EL-O	40	32	220	80	4				
EAX 3040E-C-O	40	32	170	50	4				
EAX 3050E-C-O	50	32	170	50	5				
EAX 3063E-C-O	63	32	170	50	6				
EAX 3050ES-C-O	50	32	135	25	5				
EAX 3050ES-C-42-O	50	42	135	25	5				
EAX 3063ES-C-O	63	32	135	25	6				
EAX 3063ES-C-42-O	63	42	135	25	6				

◆ -O oil hole 帶水孔

# EX-HIGH SPEED SHOULDER FACE MILLS CUTTER

## EX 平面銑刀系列

HD-7034



刀片安裝後  
其精度保證  
端面刃在0.03mm以內  
外周刃在0.05mm以內

Model	Dimensions mm			刃數 Teeth	刀片 Insert 	零件 Parts 		價格
	D	H	d					
EAX 2040FA-O	40	40	16	6	AX□□ 1235□□	CS30A	T-10	
EAX 2050FA-O	50	40	22	7				
EAX 2063FA-O	63	40	22	8				
EAX 3040FA-O	40	40	16	4	AX□□ 1705□□	CS40	T-15	
EAX 3050FA-O	50	40	22	5				
EAX 3063FA-O	63	40	22	6				
EAX 3080RA-O	80	50	25.4	4				
EAX 3100RA-O	100	63	31.75	5				
EAX 3125RA-O	125	63	38.1	6				
EAXF 3080RA-O	80	50	25.4	7				
EAXF 3100RA-O	100	63	31.75	8				
EAXF 3125RA-O	125	63	38.1	9				
EAX 2040FA	40	40	16	6	AX□□ 1235□□	CS30A	T-10	
EAX 2050FA	50	40	22	7				
EAX 2063FA	63	40	22	8				
EAX 3040FA	40	40	16	4	AX□□ 1705□□	CS40	T-15	
EAX 3050FA	50	40	22	5				
EAX 3063FA	63	40	22	6				
EAX 3080RA	80	50	25.4	4				
EAX 3100RA	100	63	31.75	5				
EAX 3125RA	125	63	38.1	6				
EAXF 3080RA	80	50	25.4	7				
EAXF 3100RA	100	63	31.75	8				
EAXF 3125RA	125	63	38.1	9				

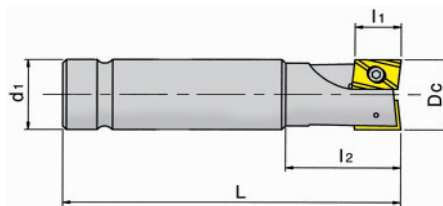
◆ -O oil hole 帶水孔



# APK HIGH SPEED SHOULDER MILLS

APK 快削型端銑刀

HD-7035

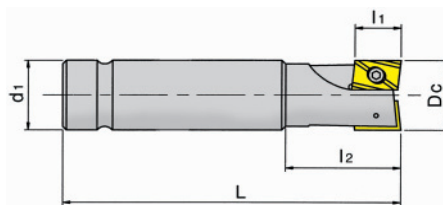


Model	Dc	d1	l2	L	刃數 Teeth	刀片 Insert	價格
APK32-C32-150K	32	32	40	150	2	APKX 1505	
APK32-C32-250K	32	32	40	250	3		
APK32-C32-350K	32	32	40	350	3		
APK35-C32-150K	35	32	40	150	3		
APK35-C32-250K	35	32	40	250	3		
APK35-C32-350K	35	32	40	350	3		
APK40-C32-150K	40	32	42	150	3		
APK40-C32-200K	40	32	42	200	3		

# APS HIGH SPEED SHOULDER MILLS

APS 快削型端銑刀

HD-7036

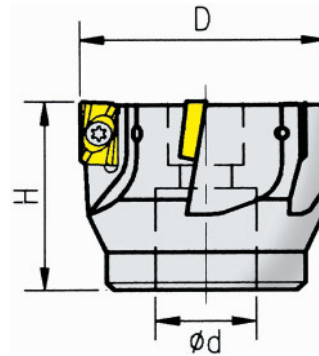




Model	Dc	d1	l2	L	刃數 Teeth	刀片 Insert	Screw	Wrench	價格
APS25-C25-150	25	150	25	40	2	APMT1604	APS-M4	T15	
APS32-C32-150	32	150	32	40	3				
APS40-C32-150	40	150	32	42	3				

# APS HIGH SPEED SHOULDER FACE MILLING CUTTER

APS 快削型平面銑刀

HD-7037



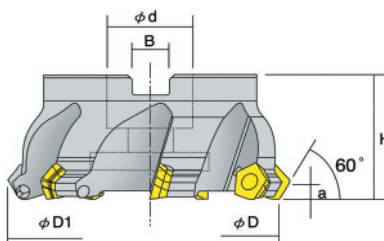
Model	D	H	d	刃數 Teeth	刀片 Insert	Screw 	Wrench 	價格
APS-50-22	50	50	22	5T	APMT1604	APS-M4	T15	
APS-63-25.4	63	50	1"	5T				
APS-80-25.4	80	50	1"	6T				
APS-100-31.75	100	50	1 1/4"	7T				



# PDM 60° HIGH SPEED MILLING CUTTER

PDM 60° 高速平面銑刀 (五角型刀刃)

HD-7038



Insert: PDMT0905DESR

Model	Dimensions (mm)						刃數 Teeth	Weights (kg)	最高轉速 Max.(rpm)	價格
	D	D1	a	B	d	H				
PDM50-22	50	58.8	5.5	10.4	22	40	4	0.255	6300	
PDM63-25.4	63	71.8	5.5	10.4	25.4	40	5	0.342	5500	
PDM80-25.4	80	88.8	5.5	12.4	25.4	50	6	0.807	4900	
PDM100-31.75	100	108.9	5.5	14.4	31.75	50	7	1.541	4300	
PDM125-38.1	125	133.9	5.5	16.4	38.1	63	8	2.776	3800	
PDM160-50.8	160	168.9	5.5	16.4	50.8	63	10	4.511	3300	

Model	Screw	Wrench
PDM50-22	PDM 3020	T20
PDM63-25.4	PDM 3020	T20
PDM80-25.4	PDM 3020	T20
PDM100-31.75	PDM 3020	T20
PDM125-38.1	PDM 3020	T20
PDM160-50.8	PDM 3020	T20

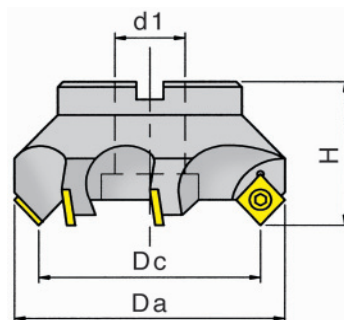
## Cutting conditions 切削條件

加工材質 Materials	硬度 Hardness	Cutting speed vc(m/min)			高速進給 High feed rate $f_z$ $a_e = D_c$ & $a_p = 1\text{mm}$		傾斜進給 Ramping $f_z$ plunge feed $a_e = D_c$		
		Grade AE15	Geometries		Geometries				
			51	81	51	81			
STEELS 鋼 Non alloy Low alloy 合金鋼 High alloy	XC10, E24 35 NCD16 Z20C13M	< 150 HB 150 - 280 HB 280 - 380 HB	130 110 90	<b>180</b> <b>140</b> <b>110</b>	220 170 130	0.5 - 1.5 0.5 - 1.0 0.5 - 1.0	1.0 - 2.5 0.8 - 2.0 0.8 - 2.0	0.5 0.5 0.5	0.8 0.8 0.8
Stainless steel 不鏽鋼	304	< 270 HB	100	<b>120</b>	140	0.5 - 1.0	0.8 - 1.5	0.5	0.8
Grey cast iron Nodular cast iron 鑄鐵	Ft25 FGS400	< 350 N/mm $\leq$ < 800 N/mm $\leq$	200 -	<b>250</b> <b>200</b>	300 250	0.5 - 1.5 0.5 - 1.5	0.8 - 2.5 0.8 - 2.0	0.5 0.5	0.8 0.8
Aluminium 鋁合金		90 HB	-	<b>1000</b>	-	1.0 - 3.0	-	1.0	-
Refractory materials Titanium 鈦合金		350 HB	30 25	<b>40</b> <b>35</b>	50 45	0.5 - 1.0 0.5 - 1.0	- -	0.5 0.5	- -
Pre-treated steels 40CMD8+5 Hardened steels 55NCDV6 淬火硬化鋼		30 - 45 HRc 45 - 55 HRc	80 50	<b>120</b> <b>70</b>	160 90	0.5 - 1.0	0.8 - 1.5 0.5 - 1.0	0.5 -	0.8 0.5

# SEM 45° HIGH SPEED MILLING CUTTER

SEM 45° 高速平面銑刀

HD-7039

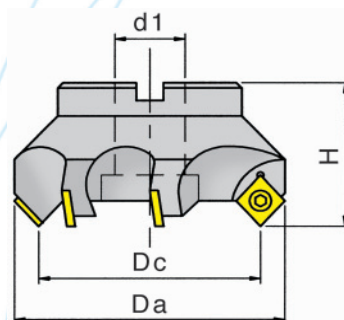



Model	Dc	Da	d1	H	刃數 Teeth	刀片 Insert	Screw	Wrench	價格
SEM80-6T	80	93	1"	50	6	SEMT13T3	SEM-M4.5	T15	
SEM100-6T	100	114	1 1/4"	50	6				
SEM125-8T	125	139	1 1/2"	63	8				
SEM160-10T	160	179	2"	63	10				

# SE 45° HIGH SPEED MILLING CUTTER

SE 45° 高速平面銑刀

HD-7040



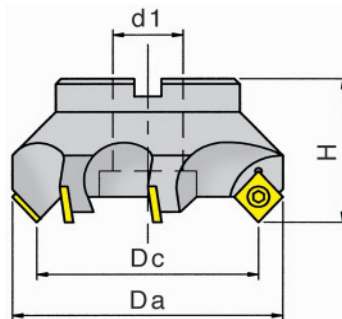
Model	Dc	Da	d1(inch)	d1(m/m)	H	刃數 Teeth	刀片 Insert	價格
SE50-4T	50	64		22	40	4	SEHW 1204	
SE63-5T	63	77	1"	22	40	5		
SE80-6T	80	93	1"	27	50	6		
SE100-6T	100	114	1 1/4"	32	50	6		
SE125-8T	125	139	1 1/2"	40	63	8	SEHT 1204	
SE160-8T	160	179	2"	60	63	8		
SE200-12T	200	212	1 7/8"	60	63	12		
SE250-14T	250	262	1 7/8"	60	63	14		



# SE 45° ANTI-HIGH SPEED MILLING CUTTER

HD-7041

SE 45° 反轉高速平面銑刀



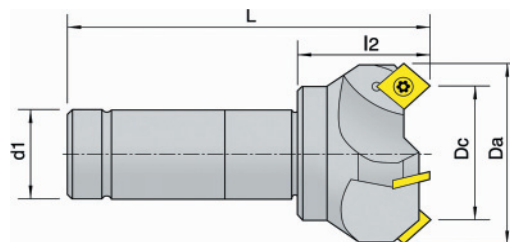
Model	Dc	Da	d1(inch)	d1(m/m)	H	刃數 Teeth	刀片 Insert	價格
SE63L-5T	63	75	1"	22	50	5		
SE80L-6T	80	96	1"	27	55	6	SEHW 1204	
SE100L-6T	100	116	1 1/4"	32	55	6	SEHT 1204	
SE125L-8T	125	141	1 1/2"	40	65	8		

Model	SE50, 63, 80, 100, 125, 160	SE200, 250
Screw	SE-M4.5	SE-M5
Wrench	T15	T20

# SE 45° HIGH SPEED END MILLS

HD-7042

SE 45° 高速端銑刀



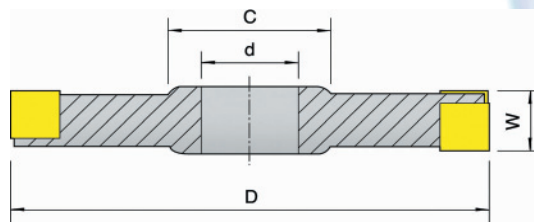
Model	Dc	Da	d1	l2	L	刃數 Teeth	刀片 Insert	價格
SE50-C32-4	50	62	32	45	120	4	SEHT 1204	



# SC SIDE MILLING CUTTER

SC 側銑刀

HD-7043

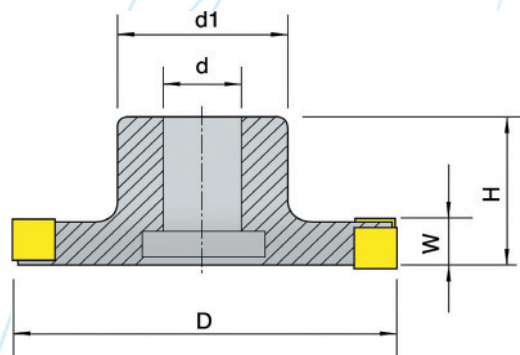


Model	D	d	C	W	刃數 Blade	刀片 Insert	價格
SC100-16-25.4	100	1"	42	16	10	SPUN1203	
SC125-16-25.4	125	1"	42	16	14		
SC160-16-25.4	160	1"	42	16	16		
SC200-20-31.75	200	1 1/4"	48	20	20	SPUN1504	

# SCT TYPE SIDE MILLING CUTTER

SCT 側銑刀

HD-7044



Model	D	W	d	d1	H	刃數 Teeth	刀片 Insert	價格
SCT160-16-31.75	160	16	1 1/4"	70	45	16	SPUN1203	
SCT200-25-31.75	200	25	1 1/4"	70	45	20	SPUN1504	

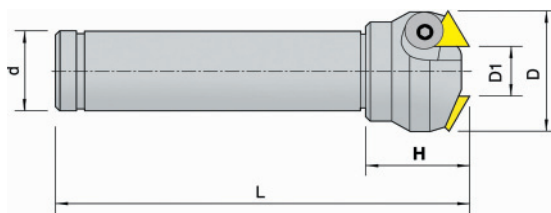
Parts	Clamp-R 	Clamp-L 	Clamp screw 	Wrench 
SC100-200	SC-CPR	FP - CPL	FP - W5/16	FP-WH4
SCT160-200				



# TM 45° CHAMFERING END MILLS

HD-7045

TM 45° 倒角刀

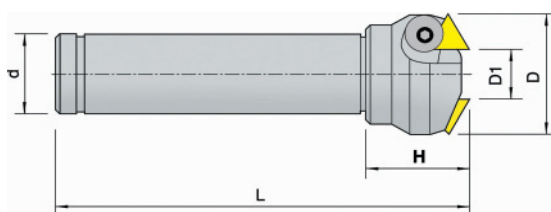


Model	D	D1	d	L	H	刃數 Blade	刀片 Insert	Screw 	Wrench 	價格
TM5-20-45°	21	5	20	120	30	1	TPUN1603	TP-W1/4	TP-WH4	
TM10-31-45°	31	15	20	120	30	2				
TM20-50-45°	48.8	25	32	160	40	3	TPUN2204	TP-W5/16	TP-WH5	
TM35-63-45°	63.8	40	32	160	40	3				

# TM 60° CHAMFERING END MILLS

HD-7046

TM 60° 倒角刀



Model	D	D1	d	L	H	刃數 Blade	刀片 Insert	Locking Screw 	Wrench 	價格
TM5-20-60°	21	7	20	120	30	1	TPUN1603	TP-W1/4	TP-WH4	
TM10-31-60°	31	10	20	120	30	2				
TM20-50-60°	48.8	20	32	160	40	3	TPUN2204	TP-W5/16	TP-WH5	
TM35-63-60°	63.8	35	32	160	40	3				

# TC 45° CHAMFERING END MILLS

TC 45° 倒角刀

HD-7047



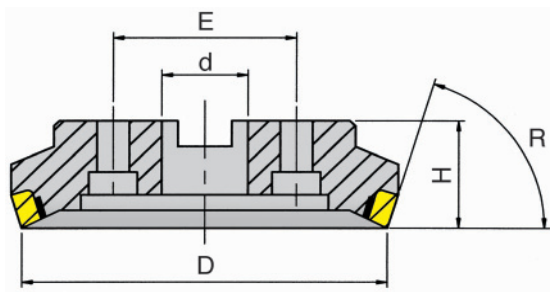
Model	刀刃柄徑 Cutter Dia.	柄 徑 Shank Dia.	總 長 Length	倒角範圍 Capacity	刀片 Insert	Screw 	Wrench 	價 格
TC12	25 φ	12 φ	110	3 φ~25 φ	TCMT 16T304	M4	T15	
TC40	40 φ	12 φ	100	20 φ~36 φ				



# SP 65° FACE MILLING CUTTER

SP 65° 平面銑刀

HD-7048



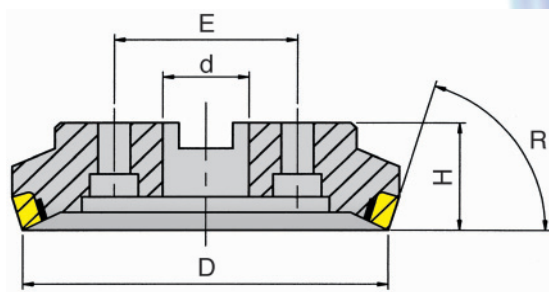
Model	D	Inch d φ	Metric d φ	E	H	刃數 Blade	刀片 Insert	價格
SP525-3	80	1"	27	-	50	5	SPKN1504	
SP525-4	100	1 1/4"	32	-	55	5		
SP525-5	125	1 1/2"	40	-	60	6		
SP525-6	160	2"	60	Metric 66.7	60	8		
SP525-8	200	1 7/8"	60	101.6	62	10		
SP525-10	250					12		
SP525-12	315					14		
SP525-14	350					16		
SP525-16	400					18		
SP435-3	80	1"	27	-	50	5		SPKN1204
SP435-4	100	1 1/4"	32	-	55	5		
SP435-5	125	1 1/2"	40	-	60	6		
SP435-6	160	2"	40	Metric 66.7	62	8		
SP435-8	200	1 7/8"	60	101.6	62	10		
SP435-10	250					12		
SP435-12	315					14		

Parts	Clamp-R 	Clamp screw 	Seat-R 	Seat screw 	Wrench 
SP525	FP-CPR	FP - W5/16	SP - ST15R	FP-M4	FP-WH4
SP435			FP - ST12R		

# SE 45° FACE MILLING CUTTER

SE 45° 平面銑刀

HD-7049



Model	D	Inch dφ	Metric dφ	E	H	刃數 Blade	刀片 Insert	價格	
SE545-3	80	1"	27	-	50	5	SEKN1504		
SE545-4	100	1 1/4"	32	-	55	5			
SE545-5	125	1 1/2"	40	-	60	6			
SE545-6	160	2"	40	Metric 66.7	60	8			
SE545-8	200	1 7/8"	60	101.6	62	10			
SE545-10	250					12			
SE545-12	315					14			
SE445-3	80	1"	27	-	50	5		SEKN1203	
SE445-4	100	1 1/4"	32	-	55	5			
SE445-5	125	1 1/2"	40	-	60	6			
SE445-6	160	2"	40	Metric 66.7	62	8			
SE445-8	200	1 7/8"	60	101.6	62	10			
SE445-10	250					12			
SE445-12	315					14			

Parts	Clamp-R 	Clamp screw 	Seat-R 	Seat screw 	Wrench 
SE545	FP-CPR	FP - W5/16	SP - ST15R	FP-M4	FP-WH4
SE445			FP - ST12R		

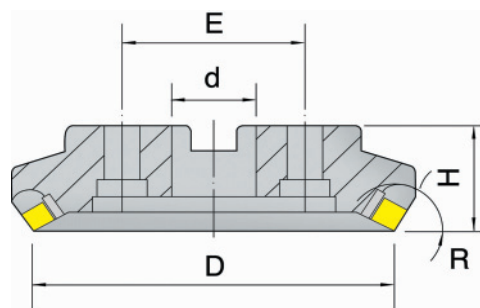


# THROW-AWAY TOOLS AND CUTTERS






## SE, SP 45° 65° ANTI-FACE MILLING CUTTER

SE, SP 45° 反轉平面銑刀

HD-7050



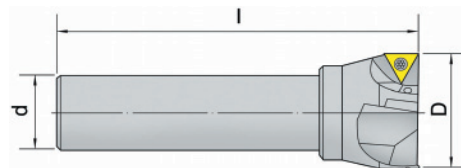
Model	D	Inch d φ	Metric d φ	E	H	刃數 Blade	刀片 Insert	價格
SE445-4L	100	1 1/4"	32	-	50	5	SEKN1203	
SE445-5L	125	1 1/2"	40	-	60	6		
SE445-6L	160	2"	40	Metric 66.7	60	8		
SE445-8L	200	1 7/8"	60	101.6	62	10		
SE525-4L	100	1 1/4"	32	-	55	5	SPKN1504	
SE525-5L	125	1 1/2"	40	-	60	6		
SE525-6L	160	2"	40	Metric 66.7	60	8		

Parts	Clamp-R 	Clamp screw 	Seat-R 	Seat screw 	Wrench 
SP525-L	FP-CPR	FP - W5/16	SP - ST15L	FP-M4	FP-WH4
SP445-L			FP - ST12L		

# TE 90° SHOULDER END MILLS

TE 90° 直角端銑刀

HD-7051

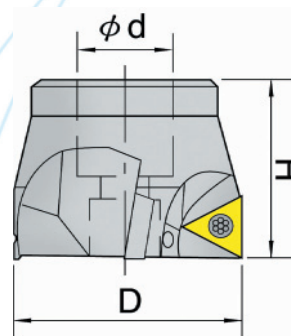




Model	D	D1	d	刃數 Blade	刀片 Insert	Screw 	Wrench 	價格
TE50-C32	50	32	150	3	TEKX2204	TE-M5	T20	

# TE 90° SHOULDER MILLING CUTTER

TE 90° 直角平面銑刀

HD-7052



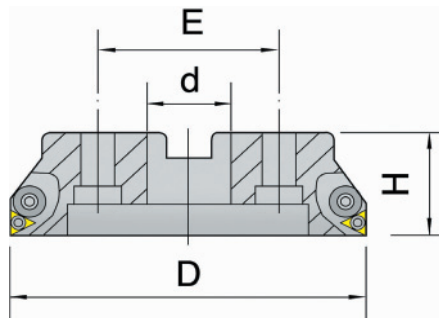
Model	D	d	H	刃數 Blade	刀片 Insert	Screw 	Wrench 	價格
TE-63-25.4	63	25.4	50	3	TEKX 2204	TE-M5	T20	
TE-80-25.4	80	25.4	50	4				
TE-100-31.75	100	31.75	53	5				







# TP 90° SHOULDER MILLING CUTTER

TP 90° 直角平面銑刀

HD-7053



Model	D	Inch d φ	Metric d φ	E	H	刃數 Blade	刀片 Insert	價格
TP-63	63	1"	27	--	50	3	TPUN-2204	
TP-80	80	1"	27	--	55	4		
TP-100	100	1 1/4"	32	--		5		
TP-125	125	1 1/2"	40	--	60	6		
TP-160	160	2"	40	Metric 66.7		7		
TP-200	200					8		
TP-250	250	1 7/8"	60	101.6	62	9		
TP-315	315					10		

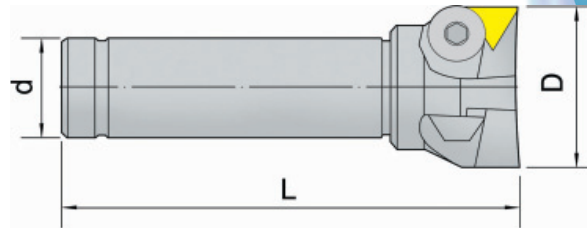
Parts	Locking Screw 	Carbide Seat 	Seat screw 	Wrench 
TP63-315	TP-W5/16	TP-ST22	TP-M4	TP-WH5



# SAE SHOULDER END MILLS

SAE 直角端洗刀

HD-7054

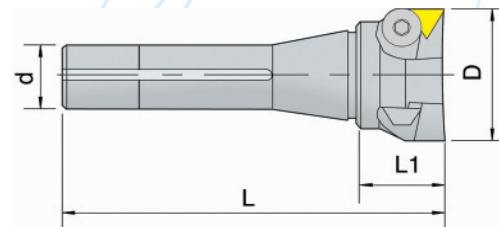


Model	D	L	d	刃數 Blade	刀片 Insert	Locking Screw 	Wrench 	價格
SAE-20	20	110	20	2	TPUN1103	TP-W3/16	TP-WH2.5	
SAE-25	25							
SAE-30	30	130	20	2	TPUN1603	TP-W1/4	TP-WH4	
SAE-35	35							
SAE-40	40	150	32	3	TPUN2204	TP-W5/16	TP-WH5	
SAE-45	45							
SAE-50	50							
SAE-63	63							

# R8 SHOULDER END MILLS

R8 直角端洗刀

HD-7055



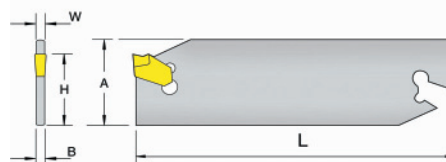
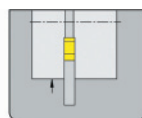
Model	D	L	L1	d	刃數 Blade	刀片 Insert	Locking Screw 	Wrench 	價格
SAE-1-R8	1"	145	35	24.1	2	TPUN1103	TP-W3/16	TP-WH2.5	
SAE-1 1/4-R8	1 1/4"								
SAE-1 1/2-R8	1 1/2"				3	TPUN1603	TP-W1/4	TP-WH4	
SAE-1 5/8-R8	1 5/8"								
SAE-1 3/4-R8	1 3/4"								
SAE-2-R8	2"				4	TPUN1603	TP-W1/4	TP-WH4	
SAE-2 1/2-R8	2 1/2"								
SAE-3-R8	3"	5	TPUN1603	TP-W1/4	TP-WH4				



# CGIH CUTTING HOLDERS

CGIH 切斷刀

HD-7056

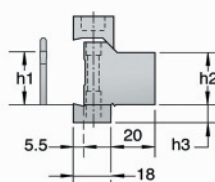
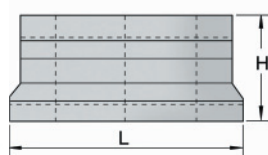



Model	Max.Dia	W	B	H	L	A	刀片 Insert	Wrench ✓	價格
CGIH26-3	75	3	2.4	21	110	25.4	NGTN3	SL-1	
CGIH32-3	100	3	2.4	25	150	31.3			

# SBU CUTTING HOLDERS

SBU 切斷刀座

HD-7057

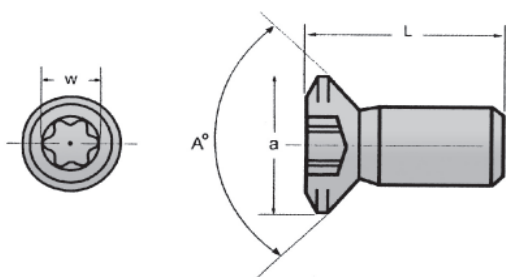


Model	h1	h2	h3	H	L	Clamp	Cutting Holders	Screw ✎	Wrench ✓	價格
SBU20-26	20	20	10	45	80	80	CGIH26-3 CGIH32-3	BX0622	LH050	
SBU20-32	20	20	13.5	50	100	100				
SBU25-32	25	25	8.5	50	110	110				

# STAR SCREWS (MADE IN SWITZERLAND)

梅花孔螺絲 (SFS瑞士製)

HD-7058



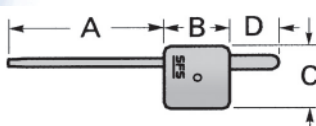
Model	A	Pitch	L	W	價格
M20040	60°	0.4	50	T6	
M22045		0.45	55	T7	
M25045		0.45	60	T8	
M30050		0.5	70	T10	
M35060		0.6	80	T15	
M40070		0.7	100	T15	
M45075		0.75	110	T20	
M50080		0.8	110	T20	
M60100		1.0	120	T25	

# STAR SCREWS WRENCH (MADE IN SWITZERLAND)

梅花孔板手 (SFS瑞士製)

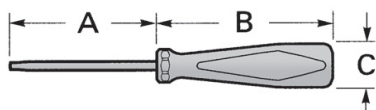
HD-7059

SFS TORX® Dreher, Typ5  
mit Griff-Fahne, Orange



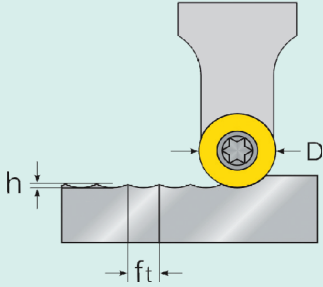
Model	A mm	B mm	C mm	D mm	Order No.	價格
T5	34	15	15	13	71.519	
T6	34	15	15	13	13.936	
T7	34	15	15	13	13.937	
T8	39	19	19	13	13.938	
T9	42	19	19	13	13.939	
T10	42	22	22	14	13.940	
T15	45	22	27	15	13.941	
T20	49	22	30	15	13.942	
T25	53	22	35	18	13.943	

SFS TORX® Handdreherr, Typ51  
Klinge schwarz bruniert, Orange



Model	A mm	B mm	C mm	Order No.	價格
T6	45	70	17	13.948	
T7	48	70	17	13.949	
T8	55	70	24	13.950	
T9	65	80	27	13.951	
T10	70	90	29	13.952	
T15	70	100	33	13.953	
T20	90	100	33	13.954	
T25	80	110	36	13.955	

## 切削條件計算公式 ( Formulas for Cutting conditions )

<p>●切削米數( V ) <math>V = \frac{\pi \times D \times N}{1000}</math> (m/min) Cutting Speed</p>	<p>V: 切削米數 Cutting Speed (m/min) D: 工件直徑 Workpiece Diameter N: 主軸轉速 Spindle Speed (rpm)</p>
<p>●主軸轉速( N ) <math>N = \frac{V \times 1000}{\pi \times D}</math> (rpm) Spindle Speed</p>	<p>V: 切削米數 Cutting Speed (m/min) D: 工件直徑 Workpiece Diameter N: 主軸轉速 Spindle Speed (rpm)</p>
<p>●每齒進給( ft ) <math>ft = \frac{F}{Z \times N}</math> (mm/tooth) Feed per tooth</p>	<p>F: 總進給 Table feed (m/min) Z: 齒數 No. of teeth N: 主軸轉速 Spindle Speed (rpm)</p>
<p>●總進給 ( F ) <math>F = ft \times Z \times N</math> (mm/min) Table feed</p>	<p>ft: 每齒進給 Feed per tooth (mm/tooth) Z: 齒數 No. of teeth N: 主軸轉速 Spindle Speed (rpm)</p>
<p>●切削時間 ( Tc ) <math>Tc = \frac{L + h}{F}</math> (min) Cutting Time</p>	<p>Tc: 切削時間 Cutting Time (min) L: 切削長度 Length of cut h: 刀尖至加工面的距離 Distance from end mill to workpiece before feeding (mm) F: 進給速度 Feed Speed (mm/min)</p>
<p>●削除比率( Q ) <math>Q = \frac{ap \times ae \times F}{1000}</math> (cm<sup>3</sup>) Removal rate</p>	<p>ap: 切削深度 Cutting depth ae: 切削寬度 working engagement F: 總進給 Table feed (m/min)</p>
<p>●表面粗糙度( h ) <math>h = \frac{ft^2}{40 \times D}</math> Surface roughness</p>	
<p>●切削馬力 ( HP ) <math>HP = \frac{ap \times ae \times F \times kc}{60 \times 10^6 \times \eta}</math> (kw) Net power</p>	<p>ap: 切削深度 Cutting depth ae: 切削寬度 working engagement F: 總進給 Table feed (m/min) kc: 切削阻抗 specific cutting force <math>\eta</math>: 機械效率 (約0.8) efficiency (80%)</p>





# THROW-AWAY TOOLS AND CUTTERS

## TURNING INSERT IDENTIFICATION SYSTEM

### 刀刃識別系統

A	B	C
D	E	F
G	N	P

② 離隙角 Relief angle

H	O	P	R	S
T	C	D	E	M
V	L	A	B	K

① Insert shape

tolerances  
IC: theoretical diameter of the insert inscribed circle  
T: thickness  
B: see figure below

tolerance class	tolerance on "IC"		tolerance on "B"		tolerance on "T"	
	in	mm	in	mm	in	mm
C	±0.010	±0.025	±0.0005	±0.013	±0.001	±0.025
H	±0.005	±0.013	±0.0005	±0.013	±0.001	±0.025
E	±0.010	±0.025	±0.0010	±0.025	±0.001	±0.025
G	±0.010	±0.025	±0.0010	±0.025	±0.005	±0.13
M	see tables at right		see tables at right		±0.005	±0.13
U	see tables at right		see tables at right		±0.005	±0.13

精度記號 Tolerance

N		T	
R		Q	
F		U	
A		B	
M		H	
G		C	
W		J	

④ 溝孔記號 Insert type

inch	C	N	M	G	-	4	3	2			
(metric)	C	N	M	G	-	12	04	08			
position	①	②	③	④		⑤	⑥	⑦	⑧	⑨	⑩

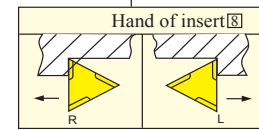
切刃長和內接圓記號 ⑤ 尺寸 Size

inch	IC		metric cutting edge length								
	in	mm	C	D	R	S	T	V	W		
1.2 (5)	5/22	3.97	-	04	03	03	06	-	-		
1.5 (6)	3/16	4.76	04	05	04	04	08	08	-		
1.8 (7)	7/22	5.56	05	06	05	05	09	09	03		
-	0.236	6.00	-	-	06	-	-	-	-		
2	1/4	6.35	06	07	06	06	11	11	04		
2.5	5/16	7.94	08	09	07	07	13	13	05		
-	0.315	8.00	-	-	08	-	-	-	-		
3	3/8	9.52	09	11	09	09	16	16	06		
-	0.394	10.00	-	-	10	-	-	-	-		
3.5	1/16	11.11	11	13	11	11	19	19	07		
-	0.472	12.00	-	-	12	-	-	-	-		
4	1/2	12.70	12	15	12	12	22	22	08		
4.5	9/16	14.29	14	17	14	14	24	24	09		
5	5/8	15.88	16	19	15	15	27	27	10		
-	0.630	16.00	-	-	16	-	-	-	-		
5.5	11/16	17.46	17	21	17	17	30	30	11		
6	3/4	19.05	19	23	19	19	33	33	13		
-	0.787	20.00	-	-	20	-	-	-	-		
7	7/8	22.22	22	27	22	22	38	38	15		
-	0.984	25.00	-	-	25	-	-	-	-		
8	1	25.40	25	31	25	25	44	44	17		
10	1-1/4	31.75	32	38	31	31	54	54	21		
-	1.260	32.00	-	-	32	-	-	-	-		

Thickness

in	mm	inch	metric
1/32	0.79	0.5 (1)	-
1/16	1.59	1 (2)	01
5/64	1.98	1.2	T1
3/32	2.38	1.5 (3)	02
1/8	3.18	2	03
5/22	3.97	2.5	T3
3/16	4.76	3	04
7/32	5.56	3.5	05
1/4	6.35	4	06
5/16	7.94	5	07
3/8	9.52	6	09
7/16	11.11	7	11
1/2	12.70	8	12

NOTE: Inch sizes in parenthesis for "alternate sizes" D or E (under 1/4 inch IC).



⑦ Corner radius

corner radius		symbol	
in	mm	inch	metric
.004	0.1	0	01
.008	0.2	0.5	02
1/64	0.4	1	04
1/32	0.8	2	08
3/64	1.2	3	12
1/16	1.6	4	16
5/64	2.0	5	20
3/32	2.4	6	24
7/64	2.8	7	28
1/8	3.2	8	32
round insert (inch)	-	-	00
round insert (metric)	-	-	M0

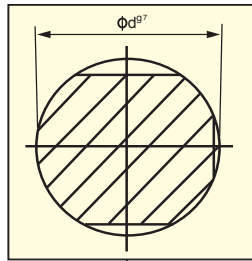
⑨ & ⑩ 切邊狀況及切屑處理  
Cutting edge condition & chip control

- T-負向 Negative land
- K-輕切削 Light feed chip control
- 雙向 Kinoc 刀片
- M-重切削 Heavy feed chip control
- 深化 Floor kenoc
- N-窄域 Narrow land
- 刀片切屑為單邊 Insert(w) chip control on one side
- W-重切削 Heavyduty chip control
- 單向寬域 Wide land kenoc insert one side
- J-拋光至4微米吋AA(備進刀面)
- Polished to 4 micron AA (rake face only)
- UF-特別精細加工
- Ultra-fine finishing

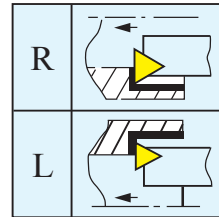
# BORING BAR IDENTIFICATION SYSTEM

## 內徑車刀架識別系統

S-steel(鋼)  
A-steel(w)thru coolant  
(刀柄中心出水)  
D-Devibrator(防震刀架)  
C-Carbide(鎢鋼)  
E-Carbide(w)thru  
coolant(鎢鋼刀柄中心出水)  
H-Interchangeable  
head(可更換刀頭)  
R-Rotating head(迴轉刀頭)  
Boring bar or head type(刀架或刀頭型式)



N		0°
P		11°
C		7°
B		5°




**S 32 S E C L N R 12**

柄長 Shank length $l_1$ (mm)	
K	125
M	150
Q	180
R	200
S	250
T	300
U	350
V	400
W	450
Y	500
X	Special

夾持方式  
Clamping system

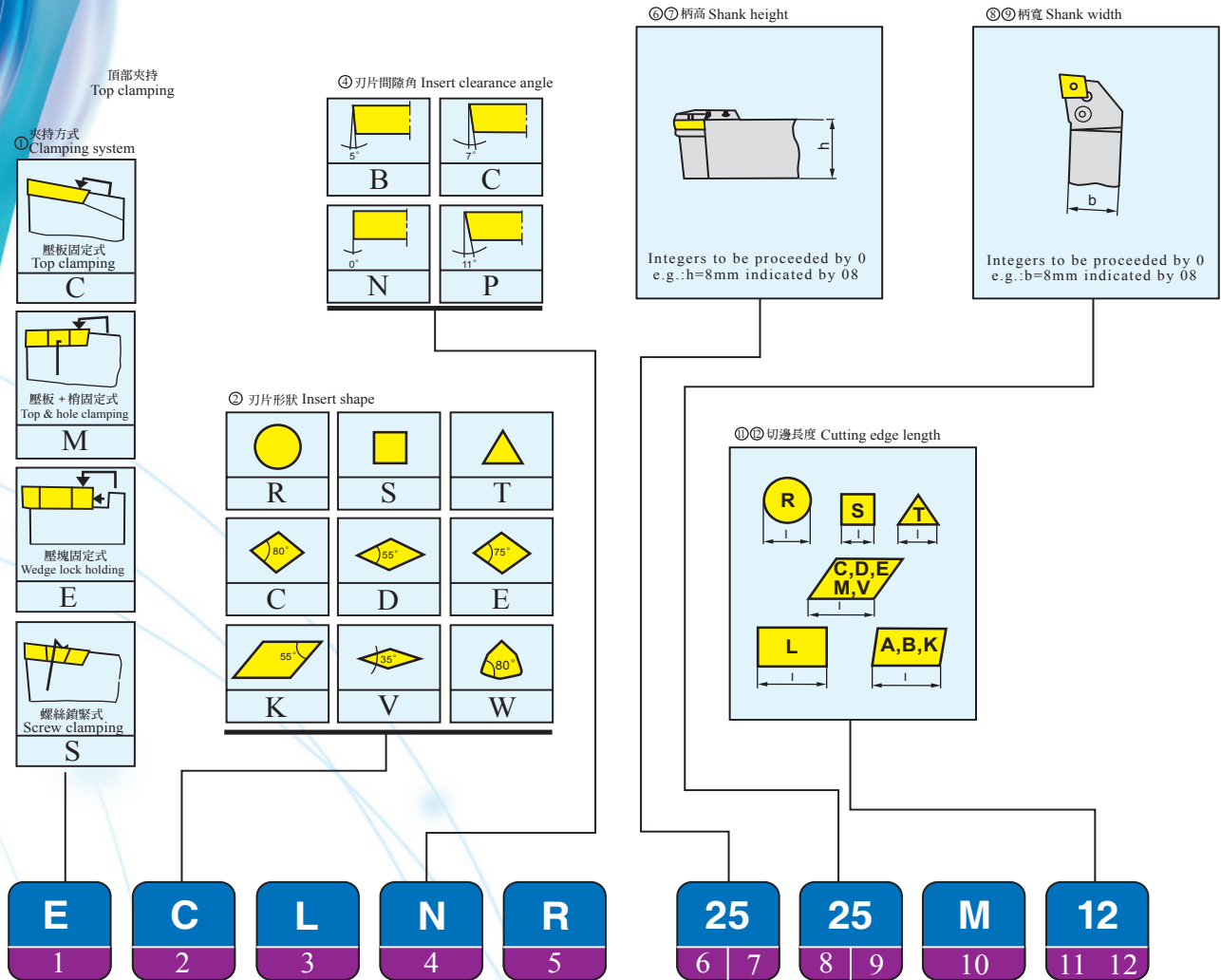
	壓板固定式 Top clamping C
	壓板 + 梢固定式 Top & hole clamping M
	壓塊固定式 Wedge lock holding E
	螺絲鎖緊式 Screw clamping S

T		60°
S		90°
C		80°
D		55°
K		55°
W		80°

L		95°
U		93°
F		90°
K		75°
Z		93°
Q		108°

## TURNING TOOL HOLDERS IDENTIFICATION SYSTEM

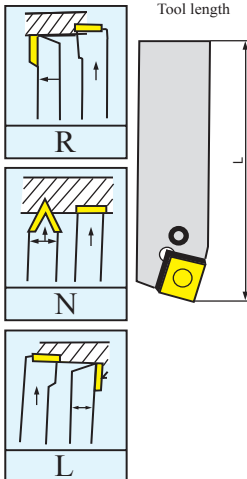
### 外徑車刀架識別系統



① 切刀形狀記號 Toolholder shape

A	90°	H	85°	S	45°
B	75°	J	93°	T	60°
C	90°	K	75°	U	93°
D	45°	L	95°	V	72.5°
E	60°	M	50°	W	60°
F	90°	N	63°	X	SP* L
G	90°	P	62.5°	Y	80°
		Q	45°	Z	93°
		R	75°		

② 進刀變換 Version ③ 刀架長度 Tool length



11mm Standard	SYMBOL	11mm	SYMBOL
32	A	150	M
40	B	160	N
50	C	170	P
60	D	180	Q
70	E	200	R
80	F	250	S
90	G	300	T
100	H	350	U
110	J	400	V
125	K	450	W
140	L	500	Y
		SPECIAL	X

Note!  
Letter symbol in 10th position can be replaced by a dash for standard length tools.



# THREADING INSERT IDENTIFICATION SYSTEM

## 牙刀片識別系統

Type of Insert		Hand of Insert	Insert Size
1	E : External	2	3
	I : Internal		
		L : Left Hand Insert	
			11 - IC 6.35
			16 - IC 9.525
			22 - IC 12.7
			27 - IC 15.875

**E R 16 - 1.5 ISO**

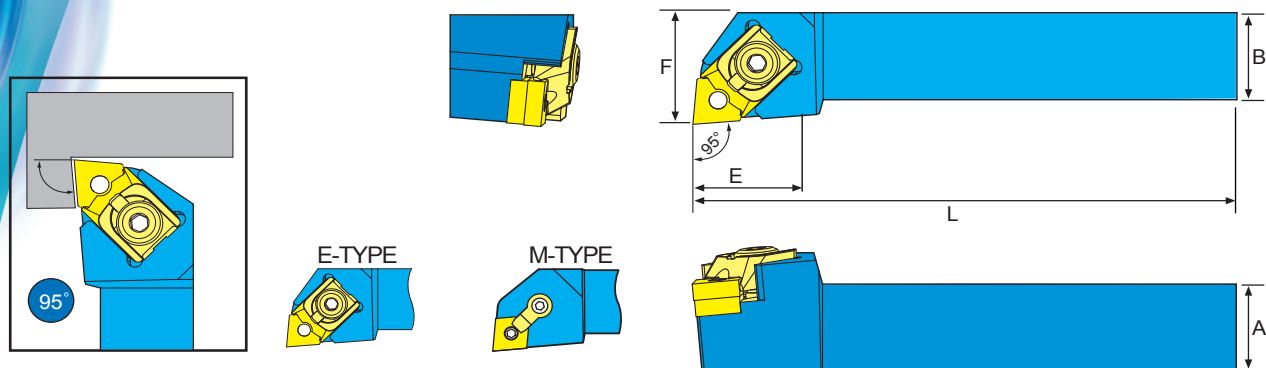
Pitch	Thread Standard																						
4	5																						
		60° - Partial profile 60°																					
<table border="1"> <thead> <tr> <th colspan="2">Full profile</th> </tr> <tr> <th>mm</th> <th>TPI</th> </tr> </thead> <tbody> <tr> <td>0.35 - 6.0</td> <td>72.4</td> </tr> </tbody> </table>	Full profile		mm	TPI	0.35 - 6.0	72.4	55° - Partial profile 55°																
Full profile																							
mm	TPI																						
0.35 - 6.0	72.4																						
4	ISO - ISO Metric																						
	UN - American UN																						
	W - Whitworth for BSW,BSP																						
	NPT - NPT																						
	<table border="1"> <thead> <tr> <th colspan="3">Partial profile</th> </tr> <tr> <th>Code</th> <th>mm</th> <th>TPI</th> </tr> </thead> <tbody> <tr> <td>A</td> <td>0.5 - 1.5</td> <td>48 - 16</td> </tr> <tr> <td>AG</td> <td>0.5 - 3.0</td> <td>48 - 8</td> </tr> <tr> <td>G</td> <td>1.75 - 3.0</td> <td>14 - 8</td> </tr> <tr> <td>N</td> <td>3.5 - 5.0</td> <td>7 - 5</td> </tr> <tr> <td>Q</td> <td>5.5 - 6.0</td> <td>48 - 4</td> </tr> </tbody> </table>	Partial profile			Code	mm	TPI	A	0.5 - 1.5	48 - 16	AG	0.5 - 3.0	48 - 8	G	1.75 - 3.0	14 - 8	N	3.5 - 5.0	7 - 5	Q	5.5 - 6.0	48 - 4	
	Partial profile																						
Code	mm	TPI																					
A	0.5 - 1.5	48 - 16																					
AG	0.5 - 3.0	48 - 8																					
G	1.75 - 3.0	14 - 8																					
N	3.5 - 5.0	7 - 5																					
Q	5.5 - 6.0	48 - 4																					



## □ CLN 95° TOOL HOLDERS SERIES

### □ CLN 95° 外徑車刀架系列

HD-7060



Model No	Dimensions mm					刀片 Insert		零件 Parts					價格
	A	B	L	E	F								
ECLNR/L-2020K12	20	20	125	32	25	CN□□ 1204□□	SMC-432	LW-4	CN 12-2	CS80	C-6		
ECLNR/L-2525M12	25	25	150	32	32								
ECLNR/L-3232P12	32	32	170	32	40	CN□□ 1606□□	SMC-416	LW-5	CN 12-2	CS80	C-6		
ECLNR/L-2525M16	25	25	150	32	32								
ECLNR/L-3232P16	32	32	170	32	40								

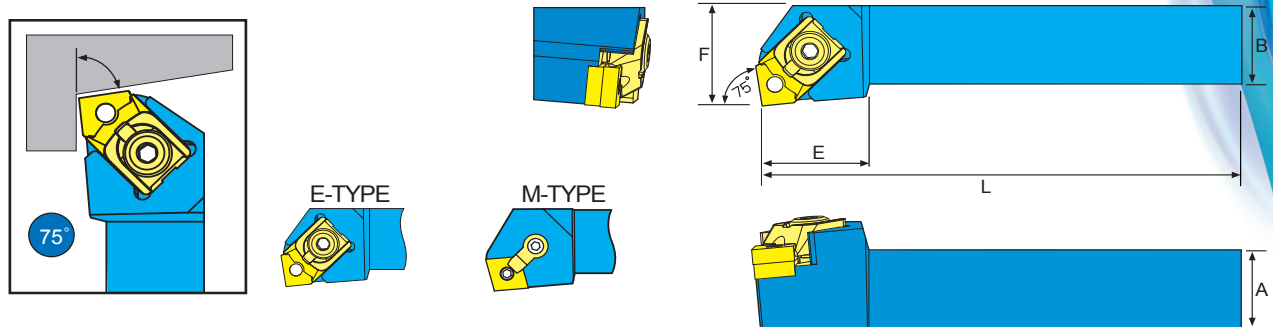
Model No	Dimensions mm					刀片 Insert		零件 Parts				價格				
	A	B	L	E	F											
MCLNR/L-1616K12	16	16	125	32	20	CN□□ 1204□□	SMC-432	LCS-617	CP50-22	CS70-21						
MCLNR/L-2020K12	20	20	125	32	25											
MCLNR/L-2525M12	25	25	150	32	32											
MCLNR/L-3232P12	32	32	170	32	40											CS70-22

◆ Recommend you to choose our patent products E-TYPE

# CKN 75° TOOL HOLDERS SERIES

CKN 75° 外徑車刀架系列

HD-7061



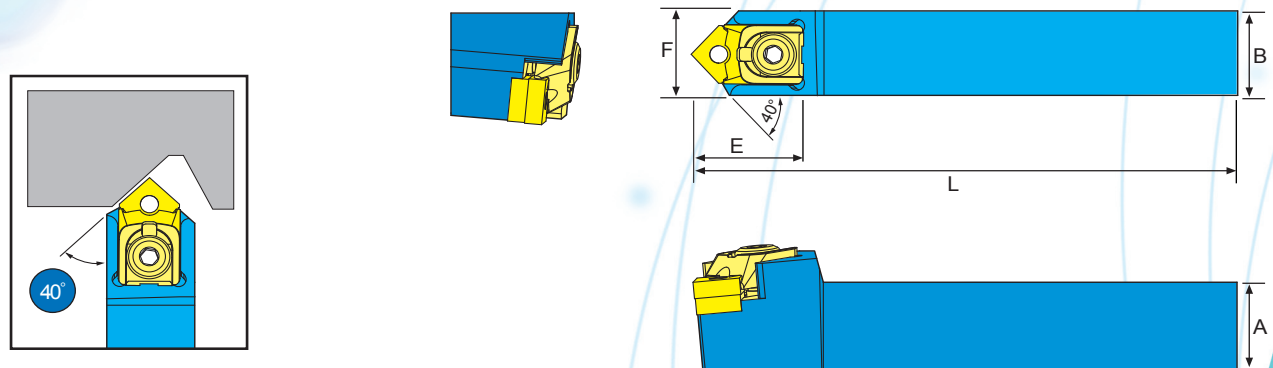
Model No	Dimensions mm					刀片 Insert		零件 Parts					價格
	A	B	L	E	F								
ECKNR/L-2020K12	20	20	125	32	25								
ECKNR/L-2525M12	25	25	150	32	32	CN□□ 1204□□	SMC-432	LW-4	CN 12-4	CS80	C-6		
ECKNR/L-3232P12	32	32	170	32	40								

Model No	Dimensions mm					刀片 Insert		零件 Parts				價格
	A	B	L	E	F							
MCKNR/L-2020K12	20	20	125	32	25						CS70-21	
MCKNR/L-2525M12	25	25	150	32	32	CN□□ 1204□□	SMC-432	LCS-617	CP50-22		CS70-22	
MCKNR/L-3232P12	32	32	170	32	40							

# ECMNN 40° TOOL HOLDERS SERIES

ECMNN 40° 外徑車刀架系列

HD-7062

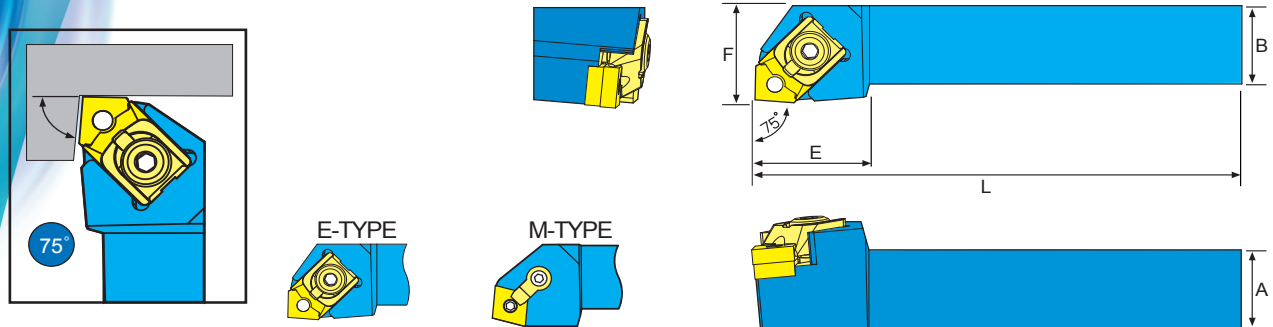


Model No	Dimensions mm					刀片 Insert		零件 Parts					價格
	A	B	L	E	F								
ECMNN-2020K12	20	20	125	32	25								
ECMNN-2525M12	25	25	150	32	32	CN□□ 1204□□	SMC-432	LW-4	CN 12-2	CS80	C-6		
ECMNN-3232P12	32	32	170	32	40								
ECMNN-2525M16	25	25	150	32	32	CN□□ 1606□□	SMC-416	LW-5	CN 12-2	CS80	C-6		

## □ CRN 75° TOOL HOLDERS SERIES

□ CRN 75° 外徑車刀架系列

HD-7063



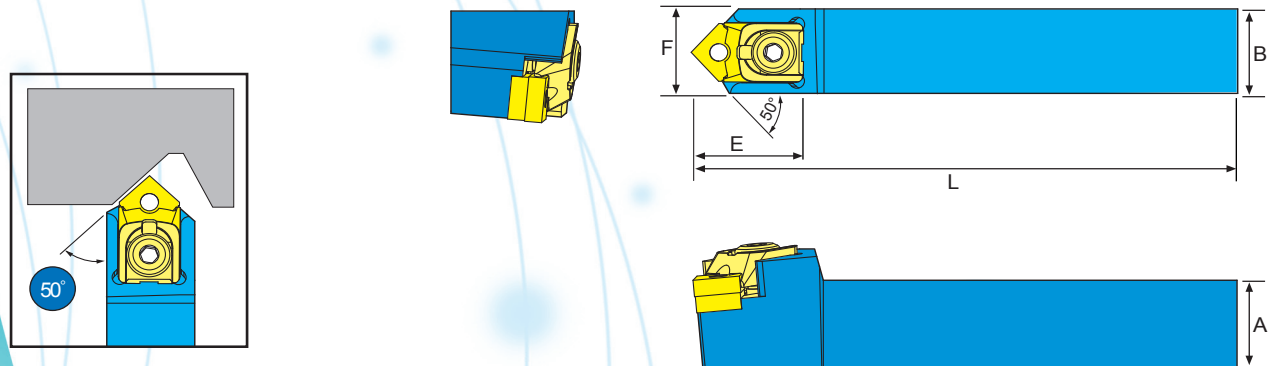
Model No	Dimensions mm					刀片 Insert		零件 Parts					價格
	A	B	L	E	F								
ECRNR/L-2020K12	20	20	125	32	25								
ECRNR/L-2525M12	25	25	150	32	32	CN□□ 1204□□	SMC-432	LW-4	CN 12-4	CS80	C-6		
ECRNR/L-3232P12	32	32	170	32	40								

Model No	Dimensions mm					刀片 Insert		零件 Parts			價格
	A	B	L	E	F						
MCRNR/L-2020K12	20	20	125	32	25						CS70-21
MCRNR/L-2525M12	25	25	150	32	32	CN□□ 1204□□	SMC-432	LCS-617	CP50-22		CS70-22
MCRNR/L-3232P12	32	32	170	32	40						

## ECMNN-A 50° TOOL HOLDERS SERIES

ECMNN-A 50° 外徑車刀架系列

HD-7064

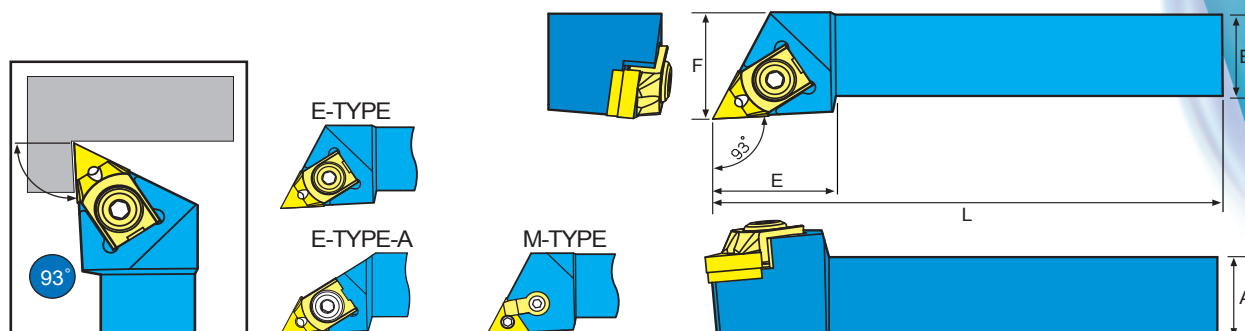


Model No	Dimensions mm					刀片 Insert		零件 Parts					價格
	A	B	L	E	F								
ECMNN-2020K12-A	20	20	125	32	25								
ECMNN-2525M12-A	25	25	150	32	32	CN□□ 1204□□	SMC-432	LW-4	CN 12-2	CS80	C-6		
ECMNN-3232P12-A	32	32	170	32	40								
ECMNN-2525M16-A	25	25	150	32	32	CN□□ 1606□□	SMC-416	LW-5	CN 12-2	CS80	C-6		

# TJN 93° TOOL HOLDERS SERIES

TJN 93° 外徑車刀架系列

HD-7065



Model No	Dimensions mm					刀片 Insert		零件 Parts				價格
	A	B	L	E	F							
ETJNR/L-1616K16	16	16	125	30	20	TN□□ 1604□□	SMT-322	LT-4	TN16-2	CS60E	C-5	
ETJNR/L-2020K16	20	20	125	32	25			LT-3	TN16-3	CS80	C-6	
ETJNR/L-2525M16	25	25	150	32	32							
ETJNR/L-3232P16	32	32	170	32	40							

Model No	Dimensions mm					刀片 Insert		零件 Parts				價格
	A	B	L	E	F							
ETJNR/L-2020K16A	20	20	125	32	25	TN□□ 1604□□	SMT-322	LT-3	TN16-3	CS80	C-6	
ETJNR/L-2525M16A	25	25	150	32	32							
ETJNR/L-3232P16A	32	32	170	32	40							

Model No	Dimensions mm					刀片 Insert		零件 Parts				價格	
	A	B	L	E	F								
MTJNR/L1616K16	16	16	125	30	20	TN□□ 1604□□	SMT-322	LCS-513	CP50-22	CS70-21			
MTJNR/L-2020K16	20	20	125	32	25					CS70-22			
MTJNR/L-2525M16	25	25	150	32	32								
MTJNR/L-3232P16	32	32	170	32	40								

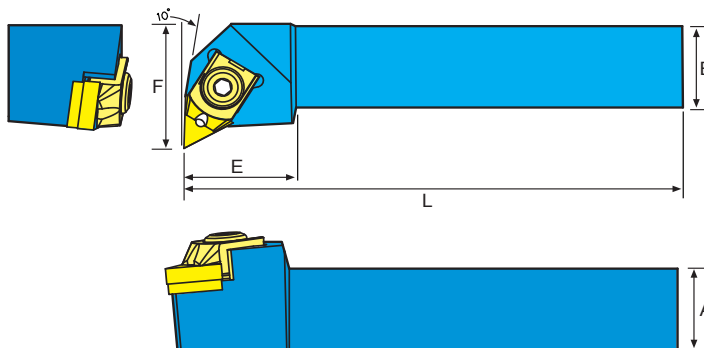
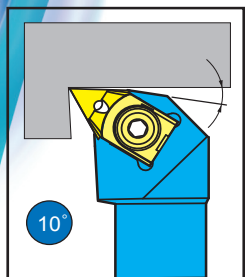
◆ Recommend you to choose our patent products E-TYPE



# ETXN 10° TOOL HOLDERS SERIES

ETXN 10° 外徑車刀架系列

HD-7066



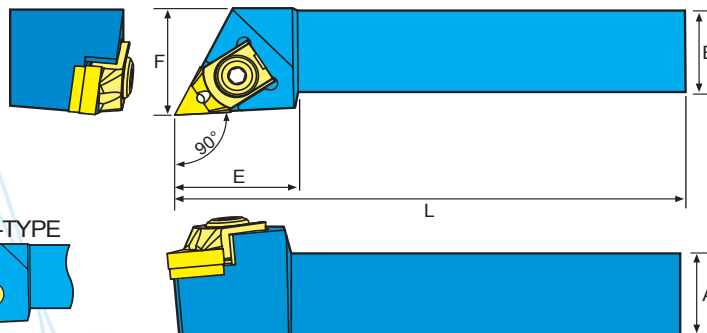
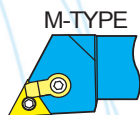
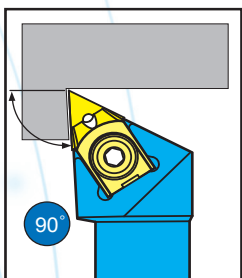
Model No	Dimensions mm					刀片 Insert		零件 Parts				價格
	A	B	L	E	F							
ETXNR/L-2020K16	20	20	125	32	25	TN□□ 1604□□	SMT -322	LT-3	TN16-3	CS80	C-6	
ETXNR/L-2525M16	25	25	150	32	32							
ETXNR/L-3232P16	32	32	170	32	40							

◆ Recommend you to choose our patent products E-TYPE

# MTGN 90° TOOL HOLDERS SERIES

MTGN 90° 外徑車刀架系列

HD-7067



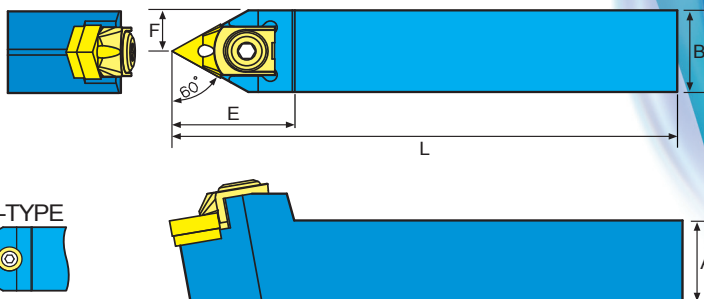
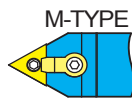

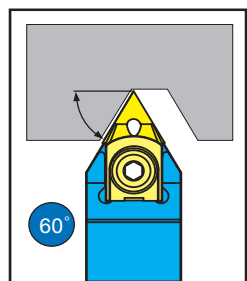
Model No	Dimensions mm					刀片 Insert		零件 Parts				價格
	A	B	L	E	F							
ETGNR/L-1616K16	16	16	125	30	20	TN□□ 1604□□	SMT -322	LT-2	TN16-2	CS60E	C-5	
ETGNR/L-2020K16	20	20	125	32	25			LT-3	TN16-3	CS80	C-6	
ETGNR/L-2525M16	25	25	150	32	32							

Model No	Dimensions mm					刀片 Insert		零件 Parts			價格
	A	B	L	E	F						
MTGNR/L1616K16	16	16	125	30	20	TN□□ 1604□□	SMT-322	LCS-513	CP50-22	CS70-21	
MTGNR/L-2020K16	20	20	125	32	25						
MTGNR/L-2525M16	25	25	150	32	32						

# TEN 60° TOOL HOLDERS SERIES

TEN 60° 外徑車刀架系列

HD-7068



Model No	Dimensions mm					刀片 Insert		零件 Parts				價格
	A	B	L	E	F							
ETENN-2020K16A	20	20	125	32	10	TN□□ 1604□□	SMT-322	LT-3	TN16-3	CS80	C-6	
ETENN-2525M16A	25	25	150	32	12.5							

Model No	Dimensions mm					刀片 Insert		零件 Parts			價格
	A	B	L	E	F						
MTENN-2020K16	20	20	125	32	10.46	TN□□ 1604□□	SMT-322	LCS-513	CP50-22	CS70-21	
MTENN-2525M16	25	25	150	32	12.95						

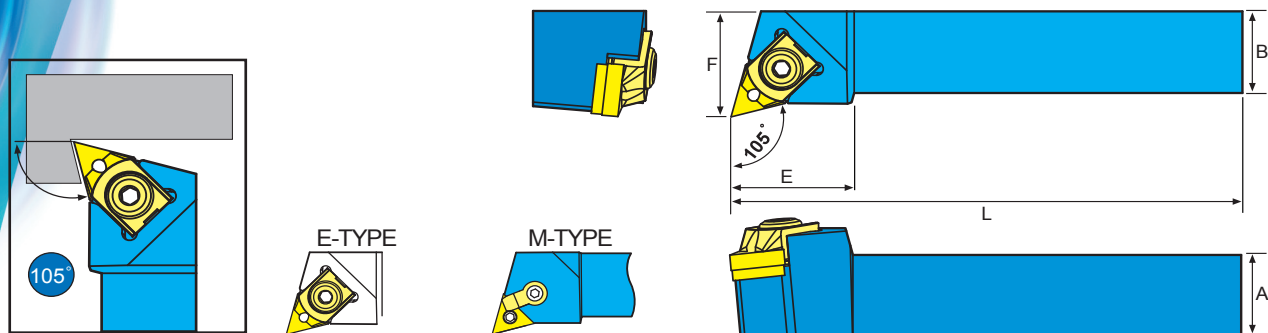
◆ Recommend you to choose our patent products E-TYPE



# TQN 105° TOOL HOLDERS SERIES

## TQN 105° 外徑車刀架系列

HD-7069



Model No	Dimensions mm					刀片 Insert		零件 Parts				價格
	A	B	L	E	F							
ETQNR/L-2020K16	20	20	125	32	25							
ETQNR/L-2525M16	25	25	150	32	32	TN□□ 1604□□	SMT-322	LT-3	TN16-3	CS80	C-6	
ETQNR/L-3232P16	32	32	170	32	40							

Model No	Dimensions mm					刀片 Insert		零件 Parts			價格	
	A	B	L	E	F							
MTQNR/L-2020K16	20	20	125	32	25						CS70-21	
MTQNR/L-2525M16	25	25	150	32	32	TN□□ 1604□□	SMT-322	LCS-513	CP50-22		CS70-22	
MTQNR/L-3232P16	32	32	170	32	40							

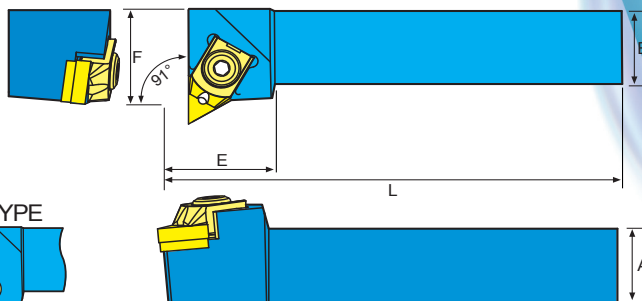
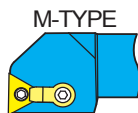
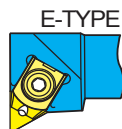
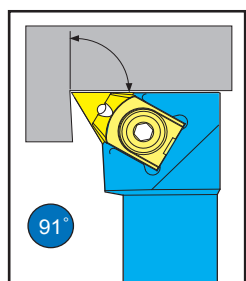
◆ Recommend you to choose our patent products E-TYPE



# MTFN 91° TOOL HOLDERS SERIES

MTFN 91° 外徑車刀架系列

HD-7070



Model No	Dimensions mm					刀片 Insert		零件 Parts				價格
	A	B	L	E	F							
ETFNR/L-2020K16	20	20	125	32	25							
ETFNR/L-2525M16	25	25	150	32	32	TN□□ 1604□□	SMT-322	LT-3	TN16-3	CS80	C-6	
ETFNR/L-3232P16	32	32	170	32	40							

Model No	Dimensions mm					刀片 Insert		零件 Parts			價格
	A	B	L	E	F						
MTFNR/L-2020K16	20	20	125	32	25						CS70-21
MTFNR/L-2525M16	25	25	150	32	32	TN□□ 1604□□	SMT-322	LCS-513	CP50-22		CS70-22
MTFNR/L-3232P16	32	32	170	32	40						

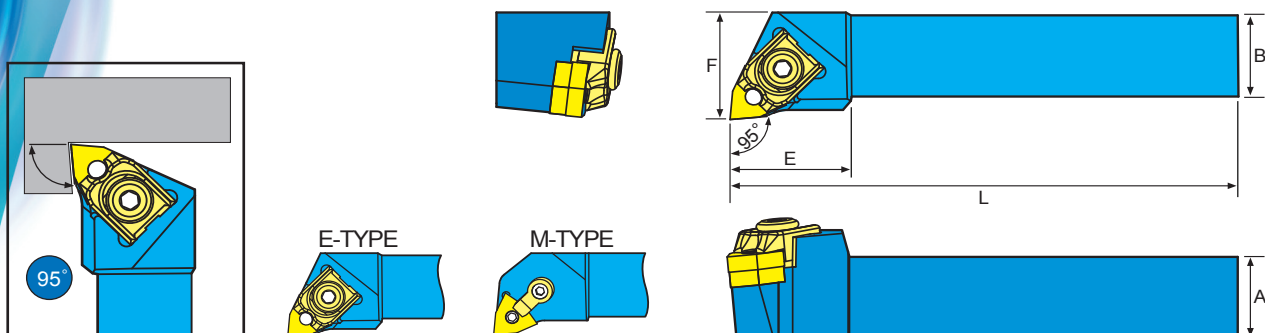
◆ Recommend you to choose our patent products E-TYPE



# □ WLN 95° TOOL HOLDERS SERIES

## □ WLN 95° 外徑車刀架系列

HD-70071



Model No	Dimensions mm					刀片 Insert		零件 Parts					價格
	A	B	L	E	F								
EWLNR/L-2020K06	20	20	125	34	25	WN□□ 0604□□	SMW-406	LW-3	WN 06-2	CS60E	C-5		
EWLNR/L-2525M06	25	25	150	34	32								
EWLNR/L-2020K08	20	20	125	34	25								
EWLNR/L-2525M08	25	25	150	34	32	WN□□ 0804□□	SMW-422	LW-4	WN 08-4	CS80	C-6		
EWLNR/L-3232P08	32	32	170	34	40								

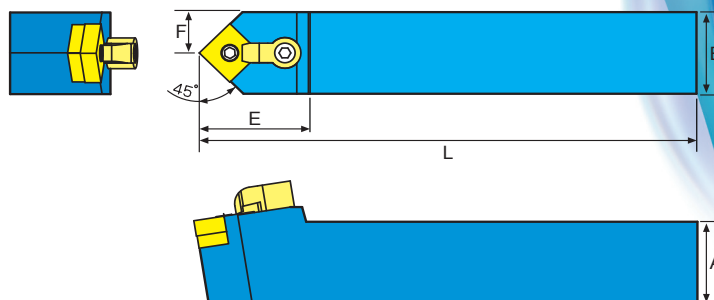
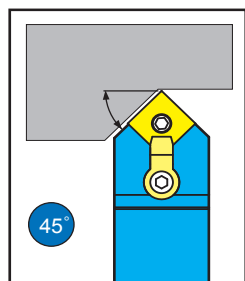
Model No	Dimensions mm					刀片 Insert		零件 Parts				價格
	A	B	L	E	F							
MWLNR/L-2020K08	20	20	125	34	25							CS70-21
MWLNR/L-2525M08	25	25	150	34	32	WN□□ 0804□□	SMW-422	LCS-617	CP50-22			CS70-22
MWLNR/L-3232P08	32	32	170	34	40							

◆ Recommend you to choose our patent products E-TYPE

# MSDN 45° TOOL HOLDERS SERIES

MSDN 45° 外徑車刀架系列

HD-7072

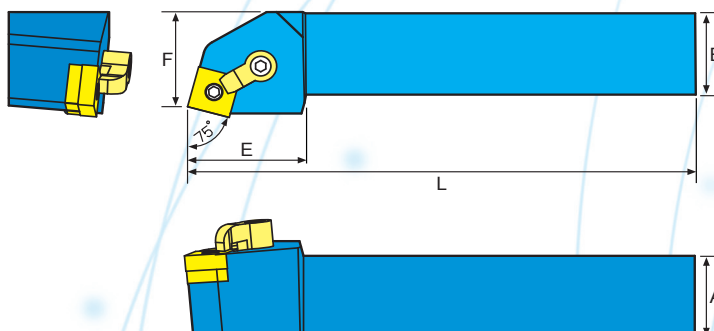
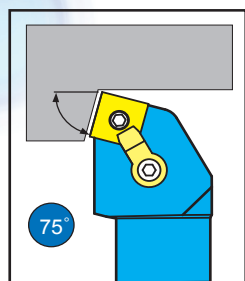


Model No	Dimensions mm					刀片 Insert		零件 Parts			價格
	A	B	L	E	F						
MSDNN-2020K12	20	20	125	34	5						CS70-21
MSDNN-2525M12	25	25	150	34	12.5	SN□□ 1204□□	SMS-422	LCS-617	CP50-22		CS70-22
MSDNN-3232P12	32	32	170	34	16						

# MSBN 75° TOOL HOLDERS SERIES

MSBN 75° 外徑車刀架系列

HD-7073



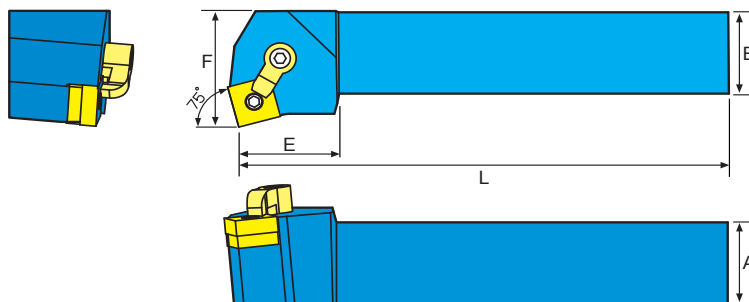
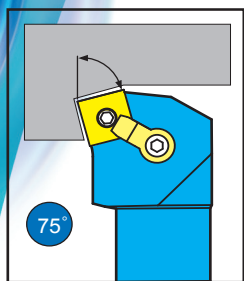
Model No	Dimensions mm					刀片 Insert		零件 Parts			價格
	A	B	L	E	F						
MSBNR/L-2020K12	20	20	125	34	17						CS70-21
MSBNR/L-2525M12	25	25	150	34	22	SN□□ 1204□□	SMS-432	LCS-617	CP50-22		CS70-22
MSBNR/L-3232P12	32	32	170	34	27						



# MSKN 75° TOOL HOLDERS SERIES

MSKN 75° 外徑車刀架系列

HD-7074

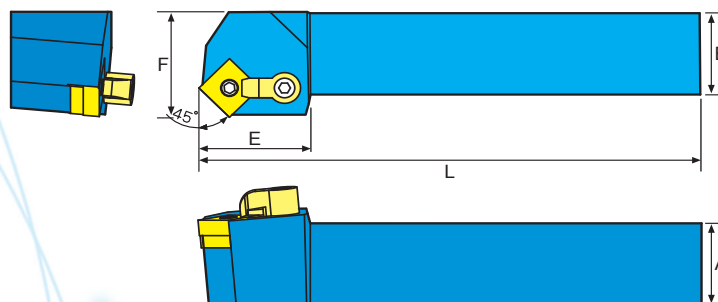
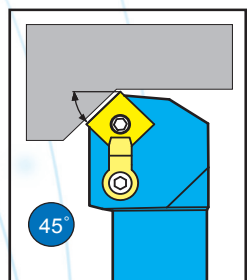


Model No	Dimensions mm					刀片 Insert		零件 Parts			價格
	A	B	L	E	F						
MSKNR/L-2020K12	20	20	125	34	25						CS70-21
MSKNR/L-2525M12	25	25	150	34	32	SN□□ 1204□□	SMS-432	LCS-617	CP50-22		CS70-22
MSKNR/L-3232P12	32	32	170	34	40						

# MSSN 45° TOOL HOLDERS SERIES

MSSN 45° 外徑車刀架系列

HD-70075

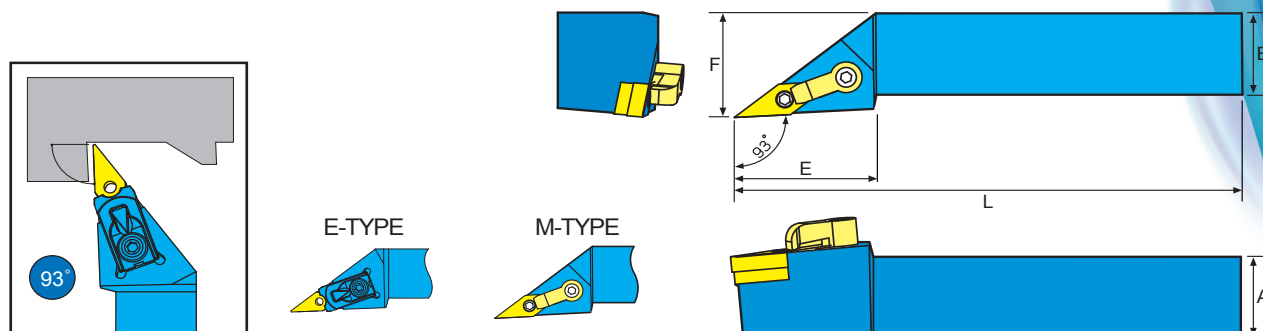


Model No	Dimensions mm					刀片 Insert		零件 Parts			價格
	A	B	L	E	F						
MSSNR/L-2020K12	20	20	125	34	25						CS70-21
MSSNR/L-2525M12	25	25	150	34	32	SN□□ 1204□□	SMS-432	LCS-617	CP50-22		CS70-22
MSSNR/L-3232P12	32	32	170	34	40						

# MVJN 93° TOOL HOLDERS SERIES

## MVJN 93° 外徑車刀架系列

HD-7076



Model No	Dimensions mm					刀片 Insert		零件 Parts					價格
	A	B	L	E	F								
EVJNR/L-2020K12	20	20	125	47	25	VN□□ 12T3□□	-	LT-2	VN12	CS60E	C-5		
EVJNR/L-2525M12	25	25	150	47	32	VN□□ 1604□□	SMV-322	LT-3	VN16	CS60E	C-5		
EVJNR/L-2020K16	20	20	125	47	25								
EVJNR/L-2525M16	25	25	150	47	32								
EVJNR/L-3232P16	32	32	170	47	40								

Model No	Dimensions mm					刀片 Insert		零件 Parts			價格
	A	B	L	E	F						
MVJNR/L-2020K16	20	20	125	37	25	VN□□ 1604□□	SMV-322	LCS-513	CP50-25	CS70-21	
MVJNR/L-2525M16	25	25	150	37	32					CS70-22	
MVJNR/L-3232P16	32	32	170	37	40						

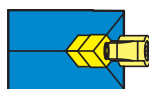
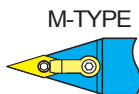

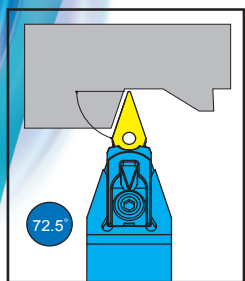
Model No	Dimensions mm					刀片 Insert		零件 Parts		價格
	A	B	L	E	F					
SVJNR/L-2020K12	20	20	125	30	25	VN□□ 12T3□□	CS30	T-10		
SVJNR/L-2525M12	25	25	150	30	32					



# MVVN 72.5° TOOL HOLDERS SERIES

## MVVN 72.5° 外徑車刀架系列

HD-7077



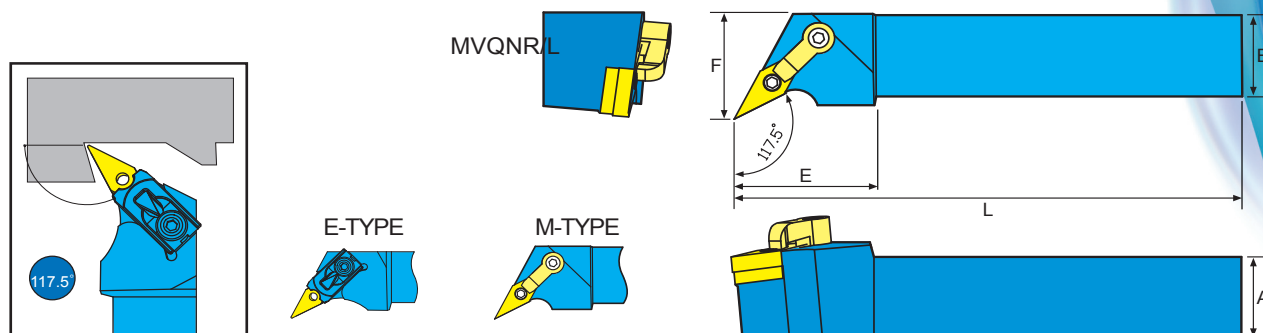
Model No	Dimensions mm					刀片 Insert		零件 Parts					價格
	A	B	L	E	F								
EVVNN-2020K16	20	20	125	48	10								
EVVNN-2525M16	25	25	150	48	12.5	VN□□ 1604□□	SMV-322	LT-3	VN16	CS60E	C-5		
EVVNN-3232P16	32	32	170	48	16								

Model No	Dimensions mm					刀片 Insert		零件 Parts			價格
	A	B	L	E	F						
MVVNN-2020K16	20	20	125	48	10						CS70-21
MVVNN-2525M16	25	25	150	48	12.5	VN□□ 1604□□	SMV-322	LCS-513	CP50-25		CS70-22
MVVNN-3232P16	32	32	170	48	16						

# MVQN 117.5° TOOL HOLDERS SERIES

## MVQN 117.5° 外徑車刀架系列

HD-7078



Model No	Dimensions mm					刀片 Insert	零件 Parts					價格
	A	B	L	E	F							
EVQNR/L-2020K16	20	20	125	40	25							
EVQNR/L-2525M16	25	25	150	40	32	VN□□ 1604□□	SMV-322	LT-3	VN16	CS60E	C-5	
EVQNR/L-3232P16	32	32	170	40	40							

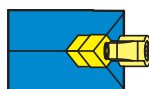
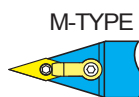

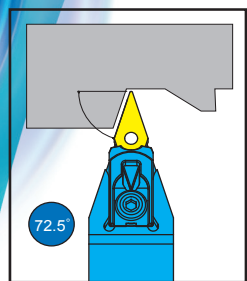
Model No	Dimensions mm					刀片 Insert	零件 Parts					價格
	A	B	L	E	F							
MVQNR/L-2020K16	20	20	125	40	25							CS70-21
MVQNR/L-2525M16	25	25	150	40	32	VN□□ 1604□□	SMV-322	LCS-513	CP50-25			CS70-22
MVQNR/L-3232P16	32	32	170	40	40							



# MDJN 93° TOOL HOLDERS SERIES

## MDJN 93° 外徑車刀架系列

HD-7079



Model No	Dimensions mm					刀片 Insert		零件 Parts					價格
	A	B	L	E	F								
EDJNR/L-2020K11	20	20	125	36	25	DN□□ 1104□□	-	LT-2	DN11	CS60E	C-5		
EDJNR/L-2525M11	25	25	150	36	32								
EDJNR/L-2020K15	20	20	125	36	25								
EDJNR/L-2525M15	25	25	150	36	32	DN□□ 1504□□	SMD-463	LW-4	DN15	CS80	C-6		
EDJNR/L-3232P15	32	32	170	36	40								
EDJNR/L-2020K15A	20	20	125	36	25								
EDJNR/L-2525M15A	25	25	150	36	32	DN□□ 1506□□	SMD-466	LD-1	DN15	CS80	C-6		
EDJNR/L-3232P15A	32	32	170	36	40								

Model No	Dimensions mm					刀片 Insert		零件 Parts				價格
	A	B	L	E	F							
MDJNR/L-2020K15	20	20	125	36	25						CS70-21	
MDJNR/L-2525M15	25	25	150	36	32	DN□□ 1504□□	SMD-463	LCS-619	CP50-24		CS70-22	
MDJNR/L-3232P15	32	32	170	36	40							
MDJNR/L-2020K15A	20	20	125	36	25						CS70-21	
MDJNR/L-2525M15A	25	25	150	36	32	DN□□ 1506□□	SMD-466	LCS-619	CP50-24		CS70-22	
MDJNR/L-3232P15A	32	32	170	36	40							


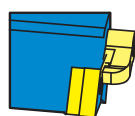
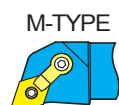
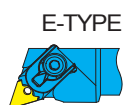
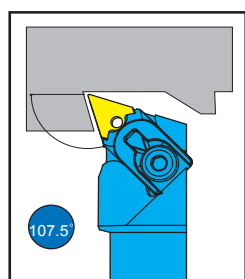
◆ 此刀架本體共用



# MDQN 107.5° TOOL HOLDERS SERIES

MDQN 107.5° 外徑車刀架系列

HD-7080



Model No	Dimensions mm					刀片 Insert		零件 Parts					價格
	A	B	L	E	F								
EDQNR/L-2020K15	20	20	125	36	25								
EDQNR/L-2525M15	25	25	150	36	32	DN□□ 1504□□	SMD-463	LW-4	DN15	CS80	C-6		
EDQNR/L-3232P15	32	32	170	36	40								
EDQNR/L-2020K15A	20	20	125	36	25								
EDQNR/L-2525M15A	25	25	150	36	32	DN□□ 1506□□	SMD-466	LD-1	DN15	CS80	C-6		
EDQNR/L-3232P15A	32	32	170	36	40								

Model No	Dimensions mm					刀片 Insert		零件 Parts			價格
	A	B	L	E	F						
MDQNR/L-2020K15	20	20	125	36	25						CS70-21
MDQNR/L-2525M15	25	25	150	36	32	DN□□ 1504□□	SMD-463	LCS-619	CP50-24		CS70-22
MDQNR/L-3232P15	32	32	170	36	40						CS70-22
MDQNR/L-2020K15A	20	20	125	36	25						CS70-21
MDQNR/L-2525M15A	25	25	150	36	32	DN□□ 1506□□	SMD-466	LCS-619	CP50-24		CS70-22
MDQNR/L-3232P15A	32	32	170	36	40						CS70-22

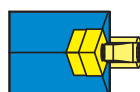
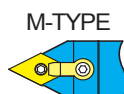

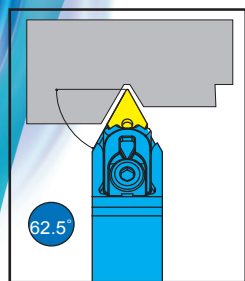
◆ 此刀架本體共用



# MDNN 62.5° TOOL HOLDERS SERIES

## MDNN 62.5° 外徑車刀架系列

HD-7081



Model No	Dimensions mm					刀片 Insert		零件 Parts					價格					
	A	B	L	E	F													
EDNNR/L-2020K15	20	20	125	41	10													
EDNNR/L-2525M15	25	25	150	41	12.5							DN□□ 1504□□	SMD-463	LW-4	DN15	CS80	C-6	
EDNNR/L-3232P15	32	32	170	41	16													
EDNNR/L-2020K15A	20	20	125	41	10													
EDNNR/L-2525M15A	25	25	150	41	12.5							DN□□ 1506□□	SMD-466	LD-1	DN15	CS80	C-6	
EDNNR/L-3232P15A	32	32	170	41	16													

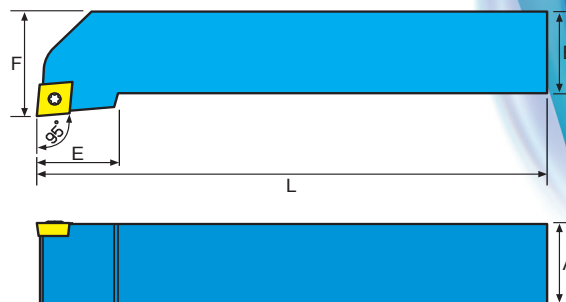
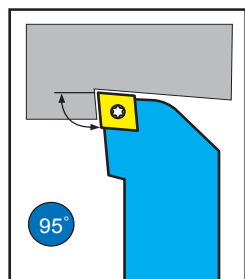
Model No	Dimensions mm					刀片 Insert		零件 Parts				價格					
	A	B	L	E	F												
MDNNR/L-2020K15	20	20	125	41	10							CS70-21					
MDNNR/L-2525M15	25	25	150	41	12.5							DN□□ 1504□□	SMD-463	LCS-619	CP50-24	CS70-22	
MDNNR/L-3232P15	32	32	170	41	16												
MDNNR/L-2020K15A	20	20	125	41	10							CS70-21					
MDNNR/L-2525M15A	25	25	150	41	12.5							DN□□ 1506□□	SMD-466	LCS-619	CP50-24	CS70-22	
MDNNR/L-3232P15A	32	32	170	41	16												

◆ 此刀架本體共用

# SCLC TOOL HOLDERS SERIES

SCLC 外徑車刀架系列

HD-7082


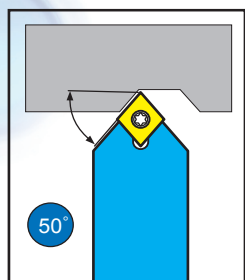


Model No	Dimensions mm					刀片 Insert	零件 Parts			價格
	A	B	L	E	F					
SCLCR/L-0808K06	8	8	125	8	10	CC□□ 0602□□	CS25	T-8		
SCLCR/L-1010K06	10	10	125	10	12					
SCLCR/L-1212K09	12	12	125	12	16	CC□□ 09T3□□	CS35	T-15		
SCLCR/L-1616K09	16	16	125	16	20					
SCLCR/L-2020K09	20	20	125	30	25					
SCLCR/L-2525M09	25	25	150	30	32	CC□□ 1204□□	CS45	T-15		
SCLCR/L-2020K12	20	20	125	30	25					
SCLCR/L-2525M12	25	25	150	30	32					

# SCNC TOOL HOLDERS SERIES

SCNC 外徑車刀架系列

HD-7083



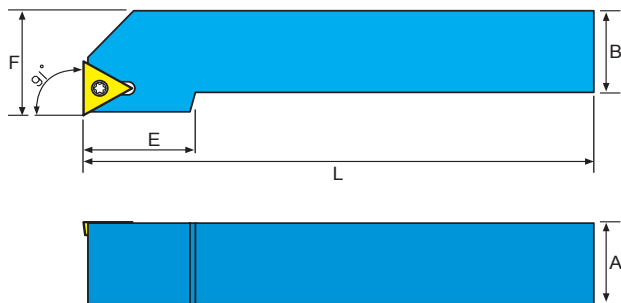
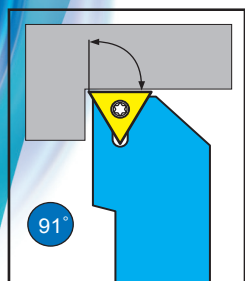
Model No	Dimensions mm				刀片 Insert	零件 Parts			價格
	A	B	L	F					
SCNCN-1010K06	10	10	125	5	CC□□ 0602□□	CS25	T-8		
SCNCN-1212K09	12	12	125	6					
SCNCN-1616K09	16	16	125	8	CC□□ 09T3□□	CS35	T-15		
SCNCN-2020K09	20	20	125	10					
SCNCN-2525M09	25	25	150	12.5					
SCNCN-2020K12	20	20	125	10	CC□□ 1204□□	CS45	T-15		
SCNCN-2525M12	25	25	150	12.5					



# STFC TOOL HOLDERS SERIES

STFC 外徑車刀架系列

HD-7084


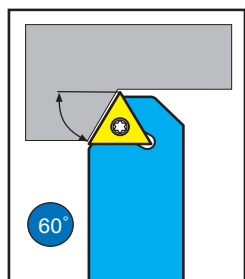


Model No	Dimensions mm					刀片 Insert	零件 Parts		價格
	A	B	L	E	F				
STFCR/L-1212K11	12	12	125	14	16	TC□□ 1102□□	CS25	T-8	
STFCR/L-1616K11	16	16	125	14	20				
STFCR/L-2020K16	20	20	125	30	25	TC□□ 16T3□□	CS35	T-15	
STFCR/L-2525M16	25	25	150	30	32				

# STEC TOOL HOLDERS SERIES

STEC 外徑車刀架系列

HD-7085


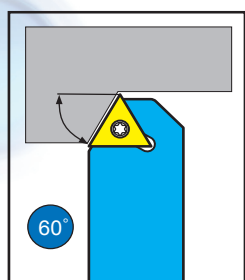


Model No	Dimensions mm				刀片 Insert	零件 Parts		價格
	A	B	L	F				
STECR/L-2020K11	20	20	125	14.5	TC□□ 1102□□	CS25	T-8	
STECR/L-2525M11	25	25	150	19.5				
STECR/L-2020K16	20	20	125	12	TC□□ 16T3□□	CS40	T-15	
STECR/L-2525M16	25	25	150	17				

# STEP TOOL HOLDERS SERIES

STEP 外徑車刀架系列

HD-7086



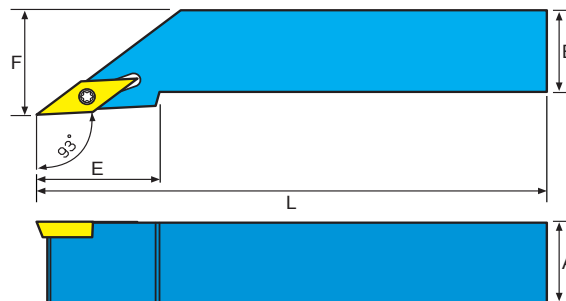
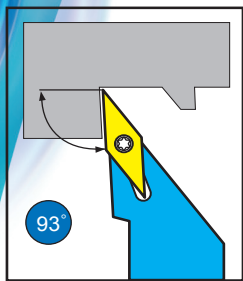
Model No	Dimensions mm				刀片 Insert	零件 Parts		價格
	A	B	L	F				
STEPR/L-2020K11	20	20	125	14.5	TP□□ 1103□□	CS30	T-10	
STEPR/L-2525M11	25	25	150	19.5				



# SVJC TOOL HOLDERS SERIES

## SVJC 外徑車刀架系列

HD-7087



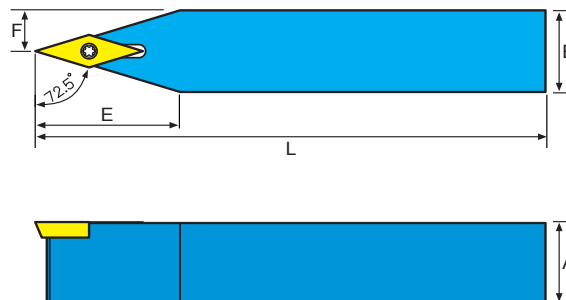
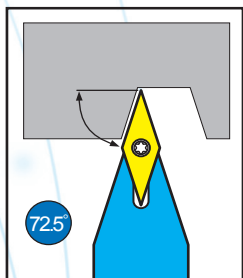
Model No	Dimensions mm					刀片 Insert	零件 Parts		價格		
	A	B	L	E	F						
SVJC(B)R/L-1010K11	10	10	125	18	12	VC□□ 1103□□ VB□□ 1103□□	CS25	T-8			
SVJC(B)R/L-1212K11	12	12	125	18	16						
SVJC(B)R/L-1616K11	16	16	125	30	20						
SVJC(B)R/L-2020K11	20	20	125	30	25	VC□□ 1604□□ VB□□ 1604□□	CS35	T-15			
SVJC(B)R/L-1616K16	16	20	125	30	20						
SVJC(B)R/L-2020K16	20	20	125	30	25						
SVJC(B)R/L-2525M16	25	25	150	30	32						

◆ VC與VB刀片共用同一把刀架 VC and VB inserts can be use the same tool body.

# SVVC TOOL HOLDERS SERIES

## SVVC 外徑車刀架系列

HD-7088



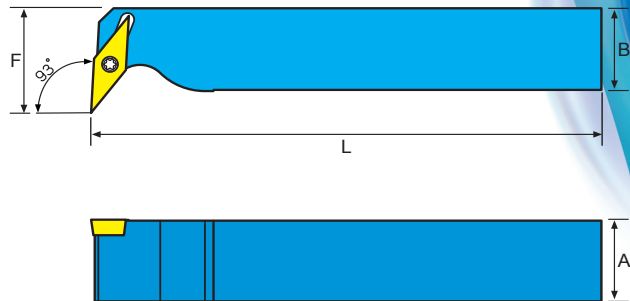
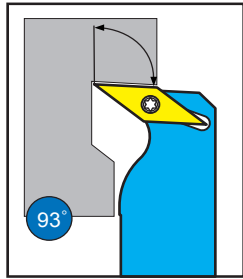
Model No	Dimensions mm					刀片 Insert	零件 Parts		價格		
	A	B	L	E	F						
SVVC(B)N-1010K11	10	10	125	18	5	VC□□ 1103□□ VB□□ 1103□□	CS25	T-8			
SVVC(B)N-1212K11	12	12	125	18	6						
SVVC(B)N-1616K11	16	16	125	30	8	VC□□ 1604□□ VB□□ 1604□□	CS35	T-15			
SVVC(B)N-2020K16	20	20	125	30	10						
SVVC(B)N-2525M16	25	25	150	30	12.5						

◆ VC與VB刀片共用同一把刀架 VC and VB inserts can be use the same tool body.

# SVUC TOOL HOLDERS SERIES

SVUC 外徑車刀架系列

HD-7089



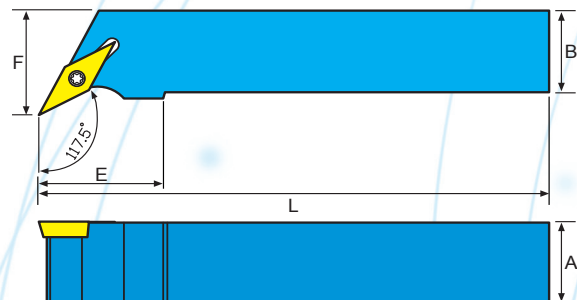
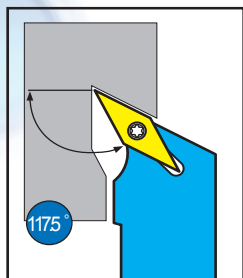
Model No	Dimensions mm				刀片 Insert	零件 Parts		價格
	A	B	L	F				
SVUC(B)R/L-1616K11	16	16	125	24.4	VC□□ 1103□□ VB□□ 1103□□	CS25	T-8	
SVUC(B)R/L-2020K11	20	20	125	28.4				
SVUC(B)R/L-2020K16	20	20	125	30	VC□□ 1604□□ VB□□ 1604□□	CS35	T-15	
SVUC(B)R/L-2525M16	25	25	150	35				

◆ VC與VB刀片共用同一把刀架 VC and VB inserts can be use the same tool body.

# SVQC TOOL HOLDERS SERIES

SVQC 外徑車刀架系列

HD-7090



Model No	Dimensions mm					刀片 Insert	零件 Parts		價格
	A	B	L	E	F				
SVQC(B)R/L-1010K11	10	10	125	14	14.5	VC□□ 1103□□ VB□□ 1103□□	CS25	T-8	
SVQC(B)R/L-1212K11	12	12	125	18	16.5				
SVQC(B)R/L-1616K11	16	16	125	30	20.5				
SVQC(B)R/L-1616K16	16	16	125	30	20	VC□□ 1604□□ VB□□ 1604□□	CS35	T-15	
SVQC(B)R/L-2020K16	20	20	125	30	25				
SVQC(B)R/L-2525M16	25	25	150	30	32				


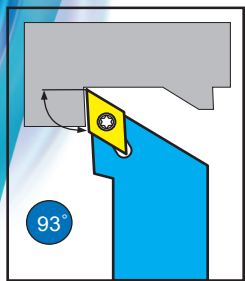
◆ VC與VB刀片共用同一把刀架 VC and VB inserts can be use the same tool body.



# SDJC TOOL HOLDERS SERIES

SDJC 外徑車刀架系列

HD-7091

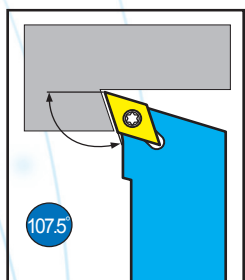


Model No	Dimensions mm					刀片 Insert 	零件 Parts 		價格		
	A	B	L	E	F						
SDJCR/L-0808K07	8	8	125	12	10	DC□□ 0702□□	CS25	T-8			
SDJCR/L-1010K07	10	10	125	14	12						
SDJCR/L-1212K07	12	12	125	18	16	DC□□ 11T3□□	CS35	T-15			
SDJCR/L-1212K11	12	12	125	18	16						
SDJCR/L-1616K11	16	16	125	30	20						
SDJCR/L-2020K11	20	20	125	30	25						
SDJCR/L-2525M11	25	25	150	30	32						

# SDQC TOOL HOLDERS SERIES

SDQC 外徑車刀架系列

HD-7092



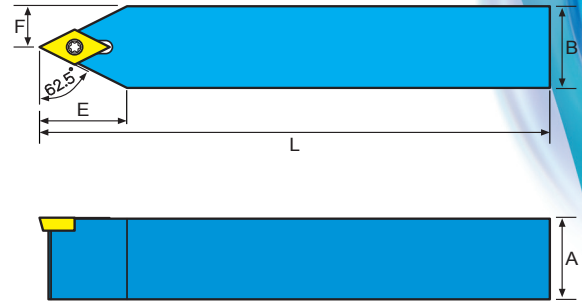
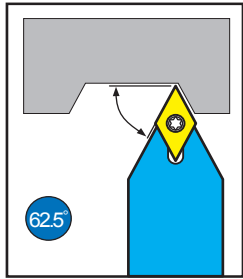
Model No	Dimensions mm					刀片 Insert 	零件 Parts 		價格		
	A	B	L	E	F						
SDQCR/L-1010K07	10	10	125	14	12	DC□□ 0702□□	CS25	T-8			
SDQCR/L-1212K07	12	12	125	18	16						
SDQCR/L-1212K11	12	12	125	18	16	DC□□ 11T3□□	CS35	T-15			
SDQCR/L-1616K11	16	16	125	30	20						
SDQCR/L-2020K11	20	20	125	30	25						
SDQCR/L-2525M11	25	25	150	30	32						






# SDNC TOOL HOLDERS SERIES

SDNC 外徑車刀架系列

HD-7093



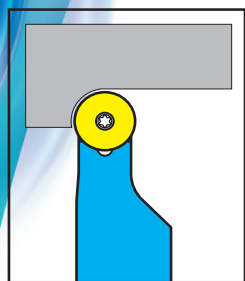
Model No	Dimensions mm				刀片 Insert	零件 Parts		價格		
	A	B	L	F						
SDNCN-0808K07	8	8	125	4	DC□□ 0702□□	CS25	T-8			
SDNCN-1010K07	10	10	125	5						
SDNCN-1212K11	12	12	125	6	DC□□ 11T3□□	CS35	T-15			
SDNCN-1616K11	16	16	125	8						
SDNCN-2020K11	20	20	125	10						
SDNCN-2525M11	25	25	150	12.5						



## SRAC TOOL HOLDERS SERIES

SRAC 外徑車刀架系列

HD-7094

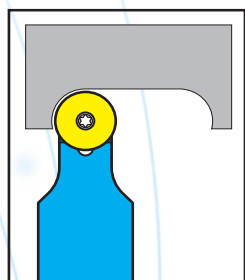


Model No	Dimensions mm					刀片 Insert ⊕	零件 Parts		價格		
	A	B	L	E	F						
SRACR/L-1212K06	12	12	125	14	12.3	RC□□ 0602□□	CS25	T-8			
SRACR/L-1616K06	16	16	125	14	16.3						
SRACR/L-1212K08	12	12	125	16	12.4	RC□□ 0803□□	CS30	T-10			
SRACR/L-1616K08	16	16	125	16	16.4						
SRACR/L-2020K08	20	20	125	16	20.4						
SRACR/L-2525M08	25	25	150	16	25.4						

## SRDC TOOL HOLDERS SERIES

SRDC 外徑車刀架系列

HD-7095

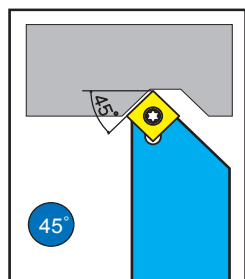





Model No	Dimensions mm					刀片 Insert ⊕	零件 Parts		價格		
	A	B	L	E	F						
SRDCN-1212K06	12	12	125	12	6	RC□□ 0602□□	CS25	T-8			
SRDCN-1616K06	16	16	125	12	8						
SRDCN-1212K08	12	12	125	16	6	RC□□ 0803□□	CS30	T-10			
SRDCN-1616K08	16	16	125	16	8						
SRDCN-2020K08	20	20	125	16	10						
SRDCN-2525M08	25	25	150	16	12.5						

# SSSC TOOL HOLDERS SERIES

SSSC 外徑車刀架系列

HD-7096



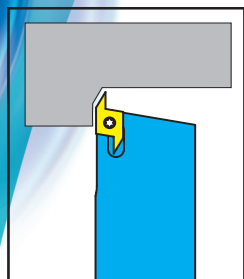
Model No	Dimensions mm				刀片 Insert	零件 Parts		價格
	A	B	L	F				
SSSCR/L-1212K09	12	12	125	13	SC□□ 09T3□□	CS35	T-15	
SSSCR/L-1616K09	16	16	125	17				
SSSCR/L-2020K09	20	20	125	21				
SSSCR/L-2525M09	25	25	150	26				






## EBT TOOL HOLDERS SERIES

EBT 外徑車刀架系列

HD-7097

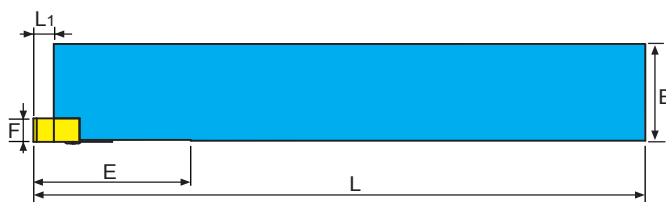
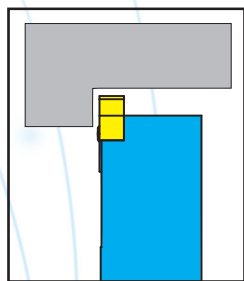


Model No	Dimensions mm					刀片 Insert 	零件 Parts  			價格
	A	A1	B	L	F					
EBT35R-1010	10	10	10	120	7.5	EBTR□□	CS30	T-10		
EBT35R-1212	12	12	12	120	9.5					
EBT35R-1616	16	16	16	120	13.5					
EBT35R-2020	20	20	20	125	17.5					

## EGW TOOL HOLDERS SERIES

EGW 外徑車刀架系列

HD-7098

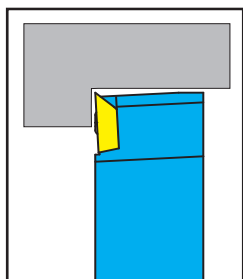


Model No	Dimensions mm					刀片 Insert 	零件 Parts  			價格
	A	B	L	L1	E					
EGWR-1212	12	12	120	6.5	24	EGVR□□	CS25	T-8		
EGWR-1616	16	16	120	6.5	24					

# EFT TOOL HOLDERS SERIES

## EFT 外徑車刀架系列

HD-7099



Model No	Dimensions mm				刀片 Insert	零件 Parts			價格
	A	B	L	F					
EFT35R-1010	10	10	120	10	ETFR□□	CS40	T-10		
EFT35R-1212	12	12	120	12					
EFT35R-1616	16	16	120	16					
EFT35R-2020	20	20	120	20					

推薦刀片材質表 Recommended cutting condition

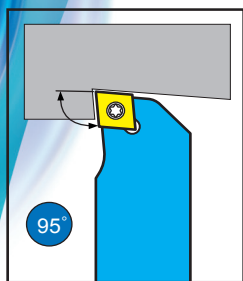
型號 Model No	P	P <sub>M</sub>	K <sub>M</sub>	K <sub>M</sub>					寸法		刀片 Insert
	ET1200	EC530	EC150	EC310					R	W	
EBTR3505	●	●	●	●					0.05		
EBTR3515	●	●	●	●					0.15		
EGVR400		●								4.0	
EGVR500		●								5.0	
EGVR600		●								6.0	
ETFR3300			●						0	4.76	
ETFR3305			●						0.05	4.76	
ETFR3315			●						0.15	4.76	
ETFR3320			●						0.2	4.76	



# SCLC-N TOOL HOLDERS SERIES

SCLC-N 外徑車刀架系列

HD-7100

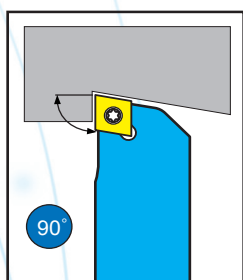


Model No	Dimensions mm				刀片 Insert 	零件 Parts		價格
	A	B	L	F				
SCLCR/L-0808K06N	8	8	125	8	CC□□ 0602□□	CS25	T-8	
SCLCR/L-1010K06N	10	10	125	10				
SCLCR/L-1212K09N	12	12	125	12	CC□□ 09T3□□	CS35	T-15	
SCLCR/L-1616K09N	16	16	125	16				

# SCAC-N TOOL HOLDERS SERIES

SCAC-N 外徑車刀架系列

HD-7101

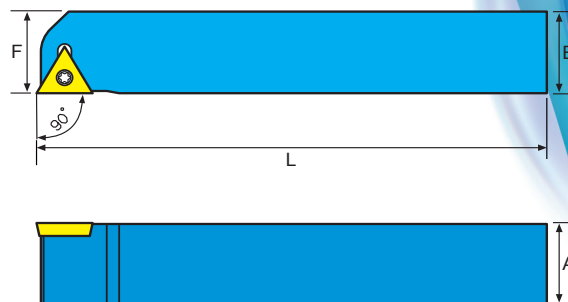
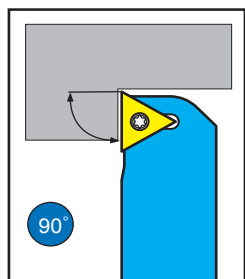


Model No	Dimensions mm					刀片 Insert 	零件 Parts		價格
	A	B	L	E	F				
SCACR/L-0808K06N	8	8	125	10	8	CC□□ 0602□□	CS25	T-8	
SCACR/L-1010K06N	10	10	125	10	10				
SCACR/L-1212K09N	12	12	125	13	12	CC□□ 09T3□□	CS35	T-15	

# STAC-N TOOL HOLDERS SERIES

STAC-N 外徑車刀架系列

HD-7102

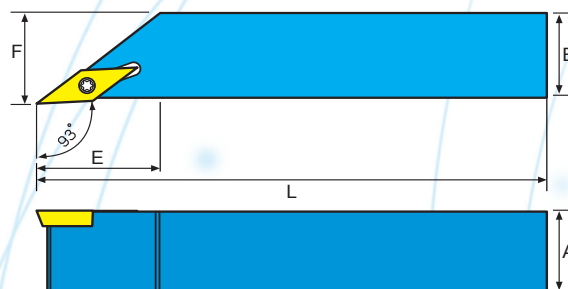
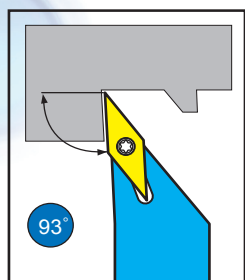


Model No	Dimensions mm				刀片 Insert	零件 Parts		價格
	A	B	L	F				
STACR/L-0808K09N	8	8	125	8	TC□□ 0902□□	CS22	T-7	
STACR/L-1010K09N	10	10	125	10				
STACR/L-1212K11N	12	12	125	12	TC□□ 1102□□	CS25	T-8	
STACR/L-1616K11N	16	16	125	16				

# SVJC-N TOOL HOLDERS SERIES

SVJC-N 外徑車刀架系列

HD-7103



Model No	Dimensions mm					刀片 Insert	零件 Parts		價格
	A	B	L	E	F				
SVJC(B)R/L-1010K11N	10	10	125	18	10	VC□□ 1103□□ VB□□ 1103□□	CS25	T-8	
SVJC(B)R/L-1212K11N	12	12	125	18	12				
SVJC(B)R/L-1616K11N	16	16	125	30	16				

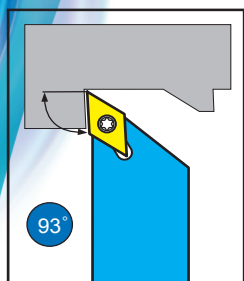
◆ VC與VB刀片共用同一把刀架 VC and VB inserts can be use the same tool body.



# SDJC-N TOOL HOLDERS SERIES

SDJC-N 外徑車刀架系列

HD-7104


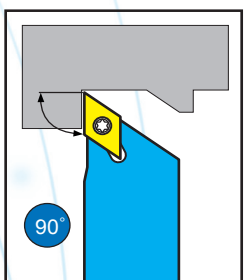


Model No	Dimensions mm					刀片 Insert 	零件 Parts 		價格
	A	B	L	E	F				
SDJCR/L-1010K07N	10	10	125	14	10	DC□□ 0702□□	CS25	T-8	
SDJCR/L-1212K07N	12	12	125	18	12				
SDJCR/L-1212K11N	12	12	125	18	12	DC□□ 11T3□□	CS35	T-15	
SDJCR/L-1616K11N	16	16	125	30	16				

# SDAC-N TOOL HOLDERS SERIES

SDAC-N 外徑車刀架系列

HD-7105



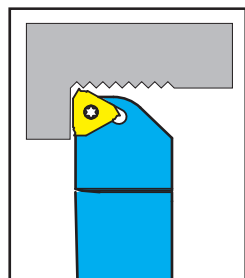
Model No	Dimensions mm				刀片 Insert 	零件 Parts 		價格
	A	B	L	F				
SDACR/L-0808K07N	8	8	125	8	DC□□ 0702□□	CS25	T-8	
SDACR/L-1010K07N	10	10	125	10				
SDACR/L-1212K07N	12	12	125	12	DC□□ 11T3□□	CS35	T-15	
SDACR/L-1212K11N	12	12	125	12				
SDACR/L-1616K11N	16	16	125	16				



# SER/L-N TOOL HOLDERS SERIES

SER/L-N 外徑牙刀架系列

HD-7106


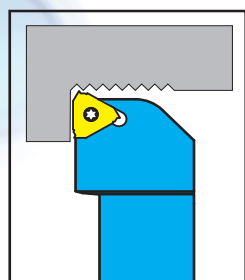


Model No	Dimensions mm					刀片 Insert	零件 Parts					價格
	A	B	L	E	F							
SER/L-1010K16N	10	10	125	20	10	16ER/L	-	-	CS35	-	T-15	
SER/L-1212K16N	12	12	125	20	12							
SER/L-1616K16N	16	16	125	20	16		AE16	AI16	CS35115	CS6-0306	T-15	

# SER/L TOOL HOLDERS SERIES

SER/L 外徑牙刀架系列

HD-7107




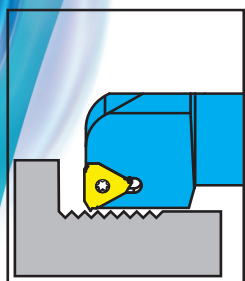
Model No	Dimensions mm					刀片 Insert	零件 Parts					價格
	A	B	L	E	F							
SER/L-1616K16	16	16	125	22	20	16ER/L	AE16	AI16	CS35115	CS6-0306	T-15	
SER/L-2020K16	20	20	125	22	25							
SER/L-2525M16	25	25	150	22	32							
SER/L-3232P16	32	32	170	22	32	22ER/L	AE22	AI22	CS45115	CS6-0406	T-15	
SER/L-2525M22	25	25	150	22	32							
SER/L-3232M22	32	32	170	22	32							



# ESER/L TOOL HOLDERS SERIES

ESER/L 外徑牙刀架系列

HD-7108


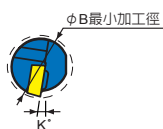
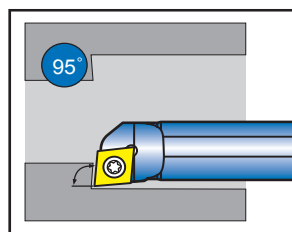


Model No	Dimensions mm					刀片 Insert			零件 Parts			價格
	A	B	L	E	F							
ESER/L-1616K16	16	16	125	22	20	16ER/L	AE16	AI16	CS35115	CS6-0306	T-15	
ESER/L-2020K16	20	20	125	22	25							
ESER/L-2525M16	25	25	150	22	32							
ESER/L-3232P16	32	32	170	22	32							

# SCLC BORING BAR SERIES

## SCLC 內徑車刀架系列

HD-7109




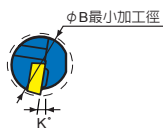
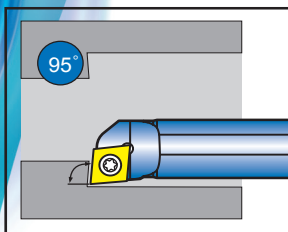
Model No	Dimensions mm					刀片 Insert	零件 Parts		價格
	D	F	L	B	K°				
S08K-SCLCR/L06-09	8	4	125	9	15°				
S08K-SCLCR/L06-10	8	5.5	125	10	9°				
S10K-SCLCR/L06-12	10	6.5	125	12	7°	CC□□ 0602□□	CS25	T-8	
S12M-SCLCR/L06-14	12	7.5	150	14	6°				
S16Q-SCLCR/L06-18	16	9.5	180	18	7°				
S12M-SCLCR/L09-16	12	7.5	150	16	7°				
S14M-SCLCR/L09-16	14	8.5	150	16	7°				
S16Q-SCLCR/L09-18	16	9.5	180	18	7°	CC□□ 09T3□□	CS35	T-15	
S20R-SCLCR/L09-22	20	11.5	200	22	5°				
S25R-SCLCR/L09	25	17	200	32	5°				
S20R-SCLCR/L12-22	20	12	200	25	8°				
S25R-SCLCR/L12	25	14.5	200	32	8°	CC□□ 1204□□	CS45	T-15	
S32S-SCLCR/L12	32	18	250	39	6°				
C0807K-SCLCR/L06-08	8	4	125	8	9°				
C08K-SCLCR/L06-10	8	5.5	125	10	9°				
C10M-SCLCR/L06-12	10	6	150	12	7°	CC□□ 0602□□	CS25	T-8	
C12Q-SCLCR/L06-14	12	7	180	14	6°				
C16R-SCLCR/L09-18	16	9	200	18	7°				
S20S-SCLCR/L09-22	20	11.5	250	22	5°	CC□□ 09T3□□	CS35	T-15	
C25T-SCLCR/L09	25	17	300	32	5°				
A08K-SCLCR/L06-10	8	5.5	125	10	9°				
A10K-SCLCR/L06-12	10	6.5	125	12	7°	CC□□ 0602□□	CS25	T-8	
A12M-SCLCR/L06-14	12	7.5	150	14	6°				
A16Q-SCLCR/L09-18	16	9.5	180	18	7°				
A20R-SCLCR/L09-22	20	11.5	200	22	5°	CC□□ 09T3□□	CS35	T-15	
A25R-SCLCR/L09	25	17	200	32	5°				



# SCLP BORING BAR SERIES

SCLP 內徑車刀架系列

HD-7110

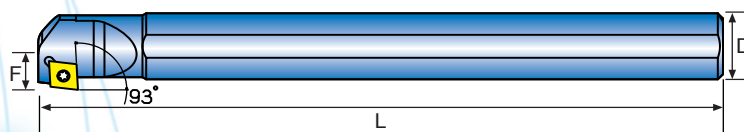
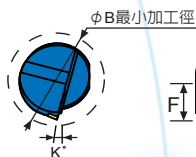
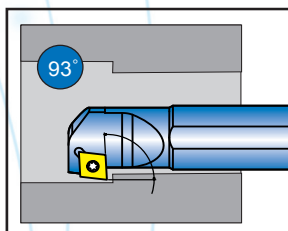


Model No	Dimensions mm					刀片 Insert	零件 Parts		價格		
	D	F	L	B	K°						
S10K-SCLPR/L08-12	10	6.5	125	12	7°	CP□□ 0802□□	CS30	T-10			
S12M-SCLPR/L08-14	12	7.5	150	14	6°						
S12M-SCLPR/L09-14	12	8	150	14	6°						
S14M-SCLPR/L09-16	14	8.5	150	16	6°						
S16Q-SCLPR/L09-18	16	9.5	180	18	4°				CP□□ 0903□□	CS35	T-15
S20R-SCLPR/L09-22	20	11.5	200	22	4°						
S25R-SCLPR/L09	25	16	200	32	4°						
C10M-SCLPR/L08-12	10	6.5	150	12	7°	CP□□ 0802□□	CS30	T-10			
C12Q-SCLPR/L08-14	12	7.5	180	14	6°						
C12Q-SCLPR/L09-14	12	8	180	14	6°						
C16R-SCLPR/L09-18	16	9.5	200	18	4°	CP□□ 0903□□			CS35	T-15	
C20S-SCLPR/L09-22	20	11.5	250	22	4°						
C25T-SCLPR/L09	25	16	300	32	4°						

# SCZC BORING BAR SERIES

SCZC 內徑車刀架系列

HD-7111

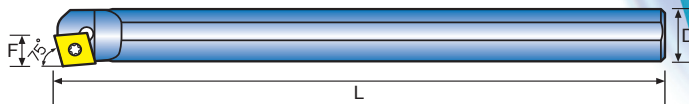
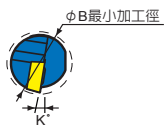
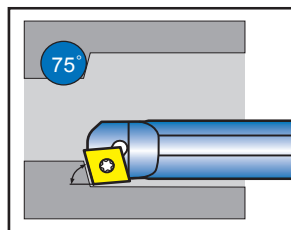


Model No	Dimensions mm					刀片 Insert	零件 Parts		價格		
	D	F	L	B	K°						
S08K-SCZCR/L06	8	6.5	125	12	13°	CC□□ 0602□□	CS25	T-8			
S10K-SCZCR/L06	10	7.5	125	14	12°						
S12M-SCZCR/L06	12	8.5	150	16	10°						
S16Q-SCZCR/L09	16	11.5	180	21	10°	CC□□ 09T3□□	CS35	T-15			
S20R-SCZCR/L09	20	13.5	200	25	8°						
S25R-SCZCR/L09	25	16	200	32	6°						

# SCKC BORING BAR SERIES

SCKC 內徑車刀架系列

HD-7112



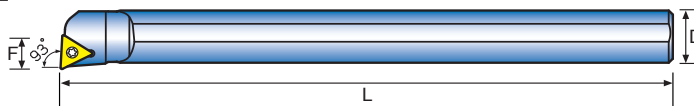
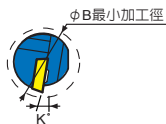
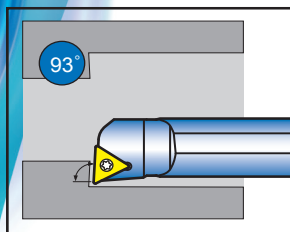
Model No	Dimensions mm					刀片 Insert 	零件 Parts 		價格		
	D	F	L	B	K°						
S08K-SCKCR/L06-10	8	5	125	10	15°	CC□□ 0602□□	CS25	T-8			
S10K-SCKCR/L06-12	10	6	125	12	13°						
S12M-SCKCR/L06-14	12	8	150	14	10°						
S16Q-SCKCR/L06-18	16	10	180	18	7°						
S12M-SCKCR/L09-16	12	8	150	16	12°	CC□□ 09T3□□	CS35	T-15			
S16Q-SCKCR/L09-18	16	10	180	18	7°						
S20R-SCKCR/L09-22	20	12	200	22	8°						
S25R-SCKCR/L09	25	14	200	31	8°						





# STUC BORING BAR SERIES

STUC 內徑車刀架系列

HD-7113

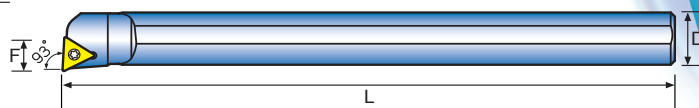
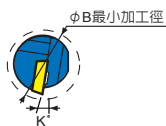
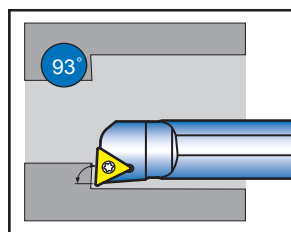


Model No	Dimensions mm					刀片 Insert	零件 Parts		價格
	D	F	L	B	K°				
S08K-STUCR/L09-10	8	5.5	125	10	12°	TC□□ 0902□□	CS22	T-7	
S10K-STUCR/L09-12	10	6.5	125	12	15°				
S10K-STUCR/L11-12	10	6.5	125	12	15°				
S12M-STUCR/L11-14	12	7.5	150	14	10°				
S14M-STUCR/L11-16	14	8.5	150	16	8°	TC□□ 1102□□	CS25	T-8	
S16Q-STUCR/L11-18	16	9.5	180	18	6°				
S20R-STUCR/L11-22	20	11.5	200	22	3°				
S20R-STUCR/L16-22	20	11.5	200	22	8°				
S25R-STUCR/L16	25	17	200	32	6°	TC□□ 16T3□□	CS35	T-15	
S32S-STUCR/L16	32	17.5	250	39	4°				
C08K-STUCR09-10	8	5.5	125	10	12°	TC□□ 0902□□	CS22	T-7	
C10M-STUCR09-12	10	6.5	150	12	15°				
C10M-STUCR11-12	10	6.5	150	12	15°				
C12Q-STUCR11-14	12	7.5	180	14	10°	TC□□ 1102□□	CS25	T-8	
C16R-STUCR11-18	16	9.5	200	18	6°				
C20S-STUCR11-22	20	11.5	250	22	3°				

# STUP BORING BAR SERIES

## STUP 內徑車刀架系列

HD-7114



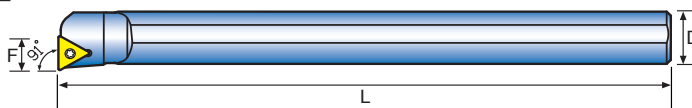
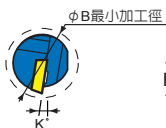
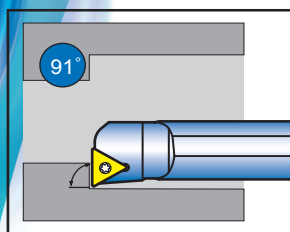
Model No	Dimensions mm					刀片 Insert	零件 Parts		價格
	D	F	L	B	K°				
S08K-STUBR06-08	8	4	125	8	12°	TB□□ 0601□□	CS20	T-6	
S08K-STUPR/L08-10	8	5.5	125	10	10°	TP□□ 0802□□	CS22	T-7	
S08K-STUPR/L09-10	8	5.5	125	10	10°	TP□□ 0902□□	CS25	T-8	
S10K-STUPR/L09-12	10	6.5	125	12	8°				
S12M-STUPR/L09-14	12	7.5	150	14	5°	TP□□ 1103□□	CS30	T-10	
S10K-STUPR/L11-12	10	6.5	125	12	8°				
S12M-STUPR/L11-14	12	7.5	150	14	7°				
S14M-STUPR/L11-16	14	8.5	150	16	6°				
S16Q-STUPR/L11-18	16	9.5	180	18	4°	TP□□ 1604□□	CS35	T-15	
S20R-STUPR/L11-22	20	11.5	200	22	2°				
S20R-STUPR/L1604-22	20	11.5	200	22	3°	TP□□ 1603□□	CS35	T-15	
S25R-STUPR/L1604	25	16	200	32	2°				
S20R-STUPR/L1603-22	20	11.5	200	22	3°	TP□□ 1603□□	CS35	T-15	
S25R-STUPR/L1603	25	16	200	32	2°				
C08K-STUPR/L09-10	8	5.5	125	10	10°	TP□□ 0902□□	CS25	T-8	
C10M-STUPR09-12	10	6.5	150	12	15°				
C12Q-STUPR09-14	12	7.5	180	14	15°	TP□□ 1103□□	CS30	T-10	
C10K-STUPR11-12	10	6.5	125	12	15°				
C12Q-STUPR11-14	12	7.5	180	14	10°				
C16R-STUPR11-18	16	9.5	200	18	6°				
C20S-STUPR11-22	20	11.5	250	22	3°	TP□□ 1103□□	CS30	T-15	
A08K-STUPR/L09-10	8	5.5	125	10	10°				
A10K-STUPR/L09-12	10	6.5	125	12	8°	TP□□ 0902□□	CS25	T-8	
A12M-STUPR/L09-14	12	7.5	150	14	5°				
A16Q-STUPR/L11-18	16	9.5	180	18	4°	TP□□ 1103□□	CS30	T-15	
A20R-STUPR/L11-22	20	11.5	200	22	2°				



# STFC BORING BAR SERIES

STFC 內徑車刀架系列

HD-7115




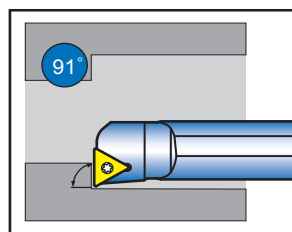
Model No	Dimensions mm					刀片 Insert	零件 Parts		價格		
	D	F	L	B	K°						
S08K-STFCR/L09-10	8	5.5	125	10	12°	TC□□ 0902□□	CS22	T-7			
S10K-STFCR/L09-12	10	6.5	125	12	15°						
S12M-STFCR/L09-14	12	7.5	150	14	10°						
S10K-STFCR/L11-12	10	6.5	125	12	15°	TC□□ 1102□□	CS25	T-8			
S12M-STFCR/L11-14	12	7.5	150	14	10°						
S16Q-STFCR/L11-18	16	9.5	180	18	6°						
S20R-STFCR/L11-22	20	11.5	200	22	3°	TC□□ 16T3□□	CS35	T-15			
S20R-STFCR/L16-22	20	11.5	200	22	3°						
S25R-STFCR/L16	25	16	200	32	2°						
C08K-STFCR09-10	8	5.5	125	10	12°	TC□□ 0902□□	CS22	T-7			
C10M-STFCR09-12	10	6.5	150	12	15°						
C12Q-STFCR09-14	12	7.5	180	14	10°						
C12Q-STFCR11-14	12	7.5	180	14	10°	TC□□ 1102□□	CS25	T-8			
C16R-STFCR11-18	16	9.5	200	18	6°						
C20S-STFCR11-22	20	11.5	250	22	3°						
A08K-STFCR/L09-10	8	5.5	125	10	12°	TC□□ 0902□□	CS22	T-7			
A10K-STFCR/L11-12	10	6.5	125	12	15°						
A12M-STFCR/L11-14	12	7.5	150	14	10°				TC□□ 1102□□	CS25	T-8
A16Q-STFCR/L11-18	16	9.5	180	18	6°						



# STFP BORING BAR SERIES

STFP 內徑車刀架系列

HD-7116


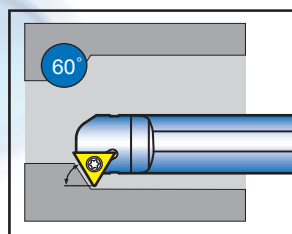


Model No	Dimensions mm					刀片 Insert	零件 Parts		價格
	D	F	L	B	K°				
S10K-STFPR/L11-12	10	6.5	125	12	7°	TP□□ 1103□□	CS30	T-10	
S12M-STFPR/L11-14	12	7.5	150	14	6°				
S16Q-STFPR/L11-18	16	9.5	180	18	4°				
S20R-STFPR/L11-22	20	11.5	200	22	4°				

# STWC BORING BAR SERIES

STWC 內徑車刀架系列

HD-7117



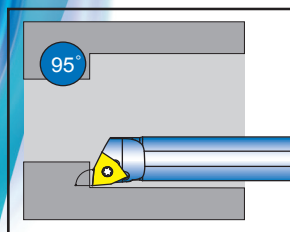
Model No	Dimensions mm					刀片 Insert	零件 Parts		價格
	D	F	L	B	K°				
S08K-STWCR/L09	8	6	125	10	15°	TC□□ 0902□□	CS22	T-7	
S10K-STWCR/L09	10	6.5	150	12	15°				
S10M-STWCR/L11	10	6.5	150	12	15°				
S12M-STWCR/L11	12	7.5	150	16	13°	TC□□ 1102□□	CS25	T-8	
S16Q-STWCR/L11	16	9.5	180	20	10°				
S20R-STWCR/L11	20	11.5	200	25	7°	TC□□ 16T3□□	CS35	T-15	
S25R-STWCR/L16	25	14	200	30	5°				



# SWLC BORING BAR SERIES

SWLC 內徑車刀架系列

HD-7118

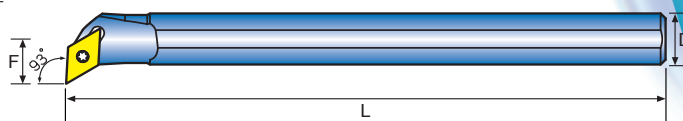
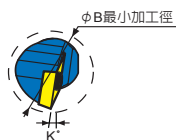
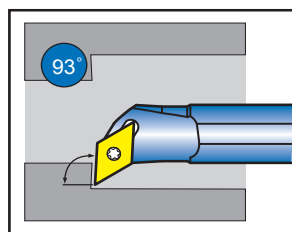


Model No	Dimensions mm					刀片 Insert	零件 Parts		價格
	D	F	L	B	K°				
S08K-SWLCR/L-03-10	8	5	125	10	12°	WC□□ 0302□□	CS25	T-8	
S10K-SWLCR/L-03-12	10	6	125	12	10°				
S08K-SWLCR/L-04-10	8	5	125	10	12°	WC□□ 0402□□	CS25	T-8	
S12M-SWLCR/L-04-14	12	7	150	14	10°				
S16Q-SWLCR/L-04-18	16	9	180	18	8°				
S20R-SWLCR/L-05-22	20	11	200	22	5°	WC□□ 0502□□	CS30	T-10	

# SDUC BORING BAR SERIES

## SDUC 內徑車刀架系列

HD-7119



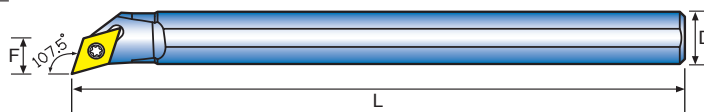
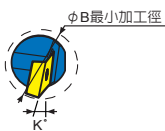
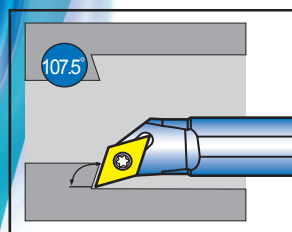
Model No	Dimensions mm					刀片 Insert	零件 Parts		價格		
	D	F	L	B	K°						
S10K-SDUCR/L07	10	7	125	13	10°	DC□□ 0702□□	CS25	T-8			
S12M-SDUCR/L07	12	9	150	16	8°						
S16Q-SDUCR/L07	16	11	180	20	6°						
S16Q-SDUCR/L11	16	11	180	20	6°	DC□□ 11T3□□	CS35	T-15			
S20R-SDUCR/L11	20	13	200	25	8°						
S25R-SDUCR/L11	25	17	200	32	4°						
S32S-SDUCR/L11	32	20	250	39	4°						
C10M-SDUCR07	10	7	150	13	10°	DC□□ 0702□□	CS25	T-8			
C12Q-SDUCR07	12	9	180	16	8°						
C16R-SDUCR07	16	11	200	20	6°						
C20S-SDUCR11	20	13	250	25	8°	DC□□ 11T3□□	CS35	T-15			
C25T-SDUCR11	25	17	300	32	4°						
A10K-SDUCR/L07	10	7	125	13	10°						
A12M-SDUCR/L07	12	9	150	16	8°	DC□□ 0702□□	CS25	T-8			
A16Q-SDUCR/L07	16	11	180	20	6°						



# SDQC BORING BAR SERIES

SDQC 內徑車刀架系列

HD-7120

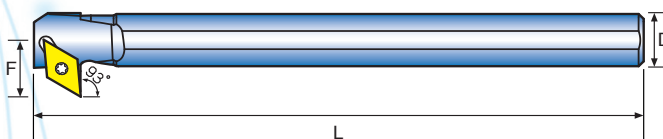
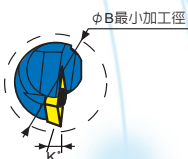
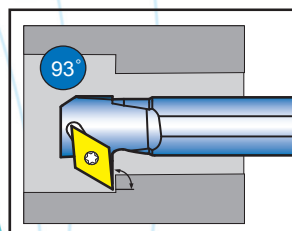


Model No	Dimensions mm					刀片 Insert	零件 Parts		價格
	D	F	L	B	K°				
S10K-SDQCR/L07	10	7	125	13	10°				
S12M-SDQCR/L07	12	9	150	16	8°	DC□□ 0702□□	CS25	T-8	
S16Q-SDQCR/L07	16	11	180	20	6°				
S20R-SDQCR/L11	20	13	200	25	8°				
S25R-SDQCR/L11	25	17	200	32	4°	DC□□ 11T3□□	CS35	T-15	
S32S-SDQCR/L11	32	20	250	39	4°				
C10M-SDQCR07	10	7	150	13	10°				
C12Q-SDQCR07	12	9	180	16	8°	DC□□ 0702□□	CS25	T-8	
C16R-SDQCR07	16	11	200	20	6°				
C20S-SDQCR11	20	13	250	25	8°				
C25T-SDQCR11	25	17	300	32	4°	DC□□ 11T3□□	CS35	T-15	
A10K-SDQCR/L07	10	7	125	13	10°				
A12M-SDQCR/L07	12	9	150	16	8°	DC□□ 0702□□	CS25	T-8	
A16Q-SDQCR/L07	16	11	180	20	6°				

# SDZC BORING BAR SERIES

SDZC 內徑車刀架系列

HD-7121

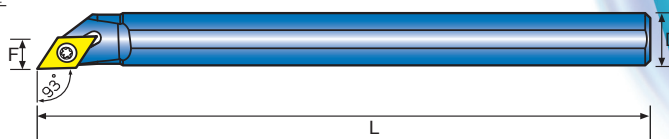
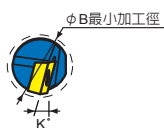
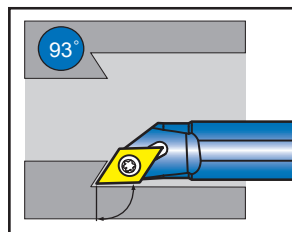


Model No	Dimensions mm					刀片 Insert	零件 Parts		價格
	D	F	L	B	K°				
S10K-SDZCR/L07	10	8.5	125	15	12°				
S12M-SDZCR/L07	12	10.5	150	17	9°	DC□□ 0702□□	CS25	T-8	
S16Q-SDZCR/L07	16	12.5	180	21	8°				
S20R-SDZCR/L11	20	15.5	200	26	8°				
S25R-SDZCR/L11	25	18	200	33	6°	DC□□ 11T3□□	CS35	T-15	
S32S-SDZCR/L11	32	20.5	250	38	4°				

# SDJC BORING BAR SERIES

SDJC 內徑車刀架系列

HD-7122

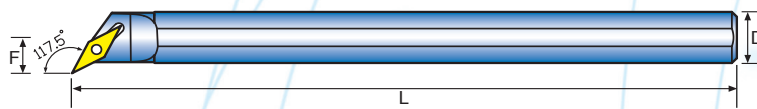
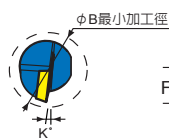
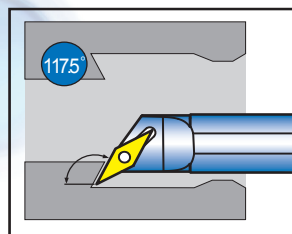


Model No	Dimensions mm					刀片 Insert	零件 Parts		價格		
	D	F	L	B	K°						
S08K-SDJCR/L07	8	5	125	10	10°	DC□□ 0702□□	CS25	T-8			
S10K-SDJCR/L07	10	6	125	12	10°						
S12M-SDJCR/L07	12	7	150	14	8°						
S16Q-SDJCR/L07	16	9.5	180	19	6°						
S16Q-SDJCR/L11	16	10	180	19	6°	DC□□ 11T3□□	CS35	T-15			
S20R-SDJCR/L11	20	12	200	24	8°						
S25R-SDJCR/L11	25	15	200	30	4°						

# SVQC BORING BAR SERIES

SVQC 內徑車刀架系列

HD-7123



Model No	Dimensions mm					刀片 Insert	零件 Parts		價格
	D	F	L	B	K°				
S16Q-SVQC(B)R/L11	16	11	180	20	7°	VC□□ 1103□□	CS25	T-8	
S20R-SVQC(B)R/L11	20	13	200	25	7°	VB□□ 1103□□			
S25R-SVQC(B)R/L16	25	17	200	32	5°	VC□□ 1604□□ VB□□ 1604□□	CS35	T-15	

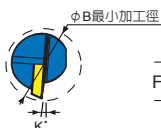
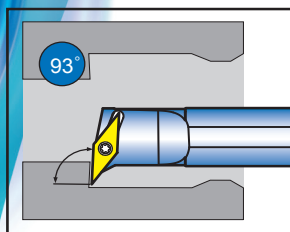
◆ VC與VB刀片共用同一把刀架 VC and VB inserts can be use the same tool body.



# SVUC BORING BAR SERIES

SVUC 內徑車刀架系列

HD-7124



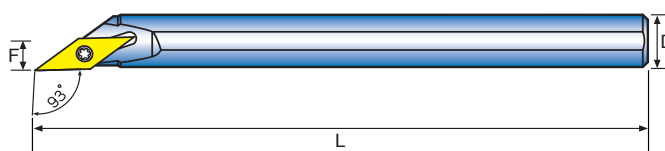
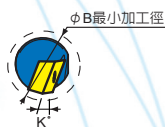
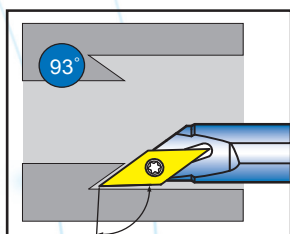
Model No	Dimensions mm					刀片 Insert	零件 Parts		價格
	D	F	L	B	K°				
S16Q-SVUC(B)R/L11	16	11	180	22	7°	VC□□ 1103□□	CS25	T-8	
S20R-SVUC(B)R/L11	20	13	200	27	7°	VB□□ 1103□□			
S25R-SVUC(B)R/L16	25	17	200	33	5°	VC□□ 1604□□	CS35	T-15	
						VB□□ 1604□□			

◆ VC與VB刀片共用同一把刀架 VC and VB inserts can be use the same tool body.

# SVJC BORING BAR SERIES

SVJC 內徑車刀架系列

HD-7125



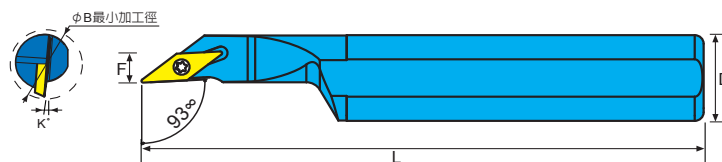
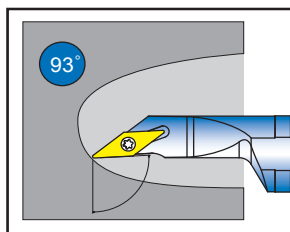
Model No	Dimensions mm					刀片 Insert	零件 Parts		價格
	D	F	L	B	K°				
S10K-SVJC(B)R/L11	10	6	125	12	10°	VC□□ 1103□□	CS25	T-8	
S12M-SVJC(B)R/L11	12	7	150	14	10°	VB□□ 1103□□			
S16Q-SVJC(B)R/L16	16	9.5	180	18	7°	VC□□ 1604□□ VB□□ 1604□□	CS35	T-15	
S20R-SVJC(B)R/L16	20	9.5	200	25	7°				
S25R-SVJC(B)R/L16	25	11.5	200	32	7°				
S32S-SVJC(B)R/L16	32	14	250	40	5°				

◆ VC與VB刀片共用同一把刀架 VC and VB inserts can be use the same tool body.

# FSVJC BORING BAR SERIES

## FSVJC 內徑車刀架系列

HD-7126



Model No	Dimensions mm					刀片 Insert	零件 Parts		價格
	D	F	L	B	K°				
S16K-FSVJC(B)R/L11	16	2	125	20	5°	VC□□ 1103□□ VB□□ 1103□□	CS25	T-8	
S20M-FSVJC(B)R/L11	20	2	150	25	5°				
S25M-FSVJC(B)R/L11	25	3.5	150	30	5°				

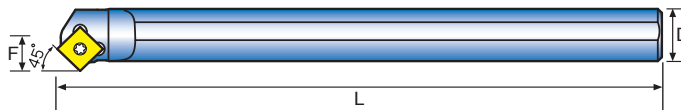
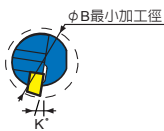
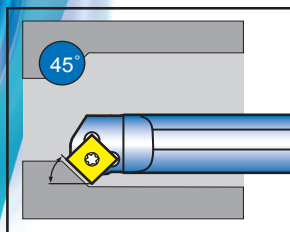
◆ VC與VB刀片共用同一把刀架 VC and VB inserts can be use the same tool body.



# SSSC BORING BAR SERIES

SSSC 內徑車刀架系列

HD-7127

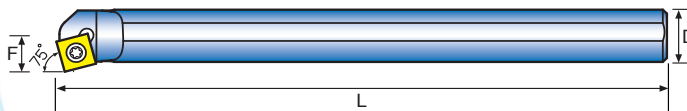
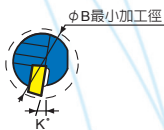
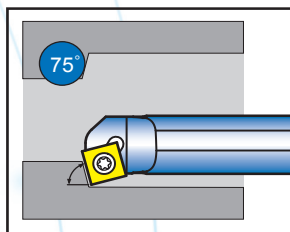


Model No	Dimensions mm					刀片 Insert 	零件 Parts 		價格
	D	F	L	B	K°				
S12M-SSSCR/L09	12	8.5	150	16	12°	SC□□ 09T3□□	CS35	T-15	
S16Q-SSSCR/L09	16	11.5	180	22	10°				
S20R-SSSCR/L09	20	13.5	200	26	8°				
S25R-SSSCR/L09	25	16	200	31	6°				

# SSKC BORING BAR SERIES

SSKC 內徑車刀架系列

HD-7128



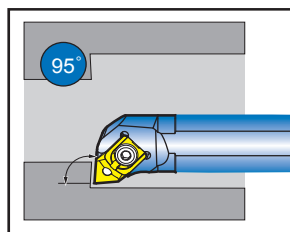
Model No	Dimensions mm					刀片 Insert 	零件 Parts 		價格
	D	F	L	B	K°				
S12M-SSKCR/L09	12	8.5	150	16	12°	SC□□ 09T3□□	CS35	T-15	
S16Q-SSKCR/L09	16	10.5	180	20	10°				
S20R-SSKCR/L09	20	12.5	200	24	8°				
S25R-SSKCR/L09	25	15	200	31	6°				



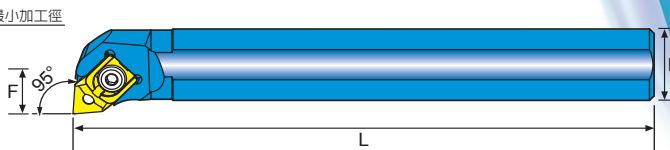
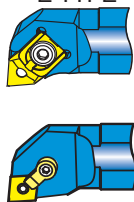
# □ CLN 95° BORING BAR SERIES

□ CLN 95° 內徑車刀架系列

HD-7129



E-TYPE



Model No	Dimensions mm					刀片 Insert		零件 Parts					價格
	A	F	L	B	F								
S32S-ECLNR/L12	32	22	250	40	14°	CN□□ 1204□□	SMC-432	LW-4B	CN 12-2	CS80	C-6		
S32U-ECLNR/L12	32	22	350	40	14°								
S40T-ECLNR/L12	40	27	300	50	12°								
S40V-ECLNR/L12	40	27	400	50	12°								
S50U-ECLNR/L12	50	35	350	63	12°								
S50Y-ECLNR/L12	50	35	500	63	12°								

Model No	Dimensions mm					刀片 Insert		零件 Parts				價格
	A	F	L	B	F							
S16Q-MCLNR/L09	16	11	180	22	17°	CN□□ 0903□□	-	LCS-509	CP50-21	CS70-20		
S20R-MCLNR/L09	20	13	200	25	17°	CN□□ 1204□□	-	LCS-511	CP50-21	CS70-20		
S20R-MCLNR/L12	20	13	200	25	17°				CP50-22	CS70-21		
S25R-MCLNR/L12	25	17	200	32	14°							
S32S-MCLNR/L12	32	22	250	40	14°							
S40T-MCLNR/L12	40	27	300	50	12°	CN□□ 1204□□	SMC-432	LCS-617	CP50-22	CS70-22		
S50U-MCLNR/L12	50	35	350	63	12°							

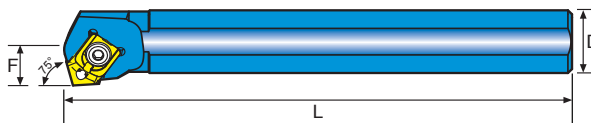
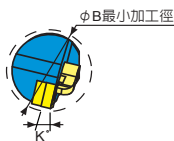
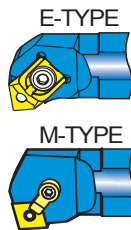
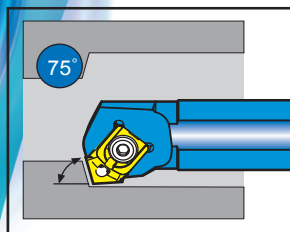
◆ Recommend you to choose our patent products E-TYPE.



# □CKN 75° BORING BAR SERIES

□CKN 75° 內徑車刀架系列

HD-7130



Model No	Dimensions mm					刀片 Insert		零件 Parts				價格
	A	F	L	B	F							
S32S-ECKNR/L12	32	22	250	40	14°	CN□□ 1204□□	SMC-432	LW-4	CN 12-4	CS80	C-6	
S40T-ECKNR/L12	40	27	300	50	12°							
S50U-ECKNR/L12	50	35	350	63	12°							


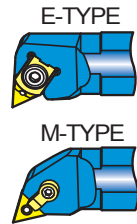
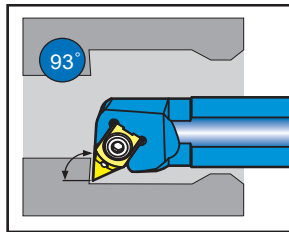
Model No	Dimensions mm					刀片 Insert		零件 Parts				價格
	A	F	L	B	F							
S20R-MCKNR/L12	20	18	200	25	17°	CN□□ 1204□□	-	LCS-511	CP50-21	CS70-20		
S25R-MCKNR/L12	25	17	200	32	14°				CP50-22	CS70-21		
S32S-MCKNR/L12	32	22	250	40	14°							
S40T-MCKNR/L12	40	27	300	50	12°			SMC-432	LCS-617	CP50-22	CS70-22	
S50U-MCKNR/L12	50	35	350	63	12°							

◆ Recommend you to choose our patent products E-TYPE.

# TUN 93° BORING BAR SERIES

TUN 93° 內徑車刀架系列

HD-7131



Model No	Dimensions mm					刀片 Insert		零件 Parts					價格
	A	F	L	B	F								
S25R-ETUNR/L16	25	17	200	32	12°	TN□□ 1604□□	-	LT-2	TN 16-2	CS60E	C-5		
S25T-ETUNR/L16	25	17	300	32	12°								
S32S-ETUNR/L16	32	22	250	40	10°								
S32U-ETUNR/L16	32	22	350	40	10°								
S40T-ETUNR/L16	40	27	300	50	10°		SMT -322	LT-4	TN 16-3	CS80	C-6		
S40V-ETUNR/L16	40	27	400	50	10°								
S50U-ETUNR/L16	50	35	350	63	8°								
S50Y-ETUNR/L16	50	35	500	63	8°								

Model No	Dimensions mm					刀片 Insert		零件 Parts				價格
	A	F	L	B	F							
S16Q-MTUNR/L16A	16	11	180	22	17°	TN□□ 1604□□	-	LCS-510	CP50-21	CS70-20		
S20R-MTUNR/L16A	20	13	200	25	17°							
S25R-MTUNR/L16A	25	17	200	32	12°							
S32S-MTUNR/L16A	32	22	250	40	10°							
S40T-MTUNR/L16A	40	27	300	50	10°		SMT-322	LCS-513	CP50-22	CS70-22		
S50U-MTUNR/L16A	50	35	350	63	8°							


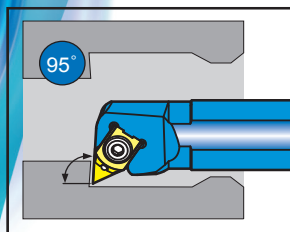
◆ Recommend you to choose our patent products E-TYPE.



## □ TLN 95° BORING BAR SERIES

□ TLN 95° 內徑車刀架系列

HD-7132

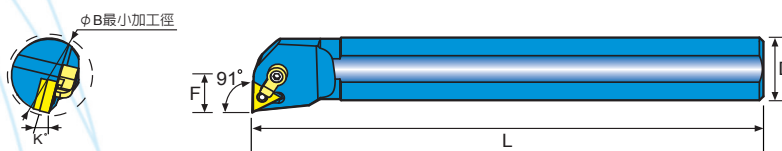
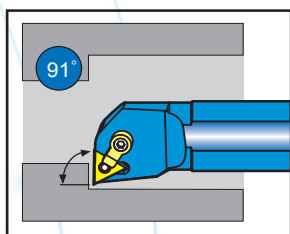


Model No	Dimensions mm					刀片 Insert		零件 Parts				價格
	A	F	L	B	F							
S20R-ETLNR/L16	20	13	200	25	17°	TN□□ 1604□□	-	LT-2	TN 16-2	CS60E	C-5	
S25R-ETLNR/L16	25	17	200	32	12°							

## MTFN 90° BORING BAR SERIES

MTLN 90° 內徑車刀架系列

HD-7133


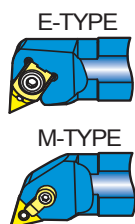
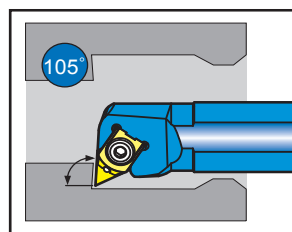


Model No	Dimensions mm					刀片 Insert		零件 Parts				價格
	A	F	L	B	F							
S20R-MTFNR/L16	20	13	200	25	17°	TN□□ 1604□□	-	LCS-510	CP50-21	CS70-20		
S25R-MTFNR/L16	25	17	200	32	12°							
S32S-MTFNR/L16	32	22	250	40	10°	TN□□ 1604□□	SMT-322	LCS-513	CP50-22	CS70-21		
S40T-MTFNR/L16	40	27	300	50	10°							
S50U-MTFNR/L16	50	35	350	63	8°							

# □ TQN 105° BORING BAR SERIES

## □ TQN 105° 內徑車刀架系列

HD-7134



Model No	Dimensions mm					刀片 Insert		零件 Parts					價格
	A	F	L	B	F								
S20R-ETQNR/L16	20	13	200	25	17°	TN□□ 1604□□	-	LT-2	TN 16-2	CS60E	C-6		
S25R-ETQNR/L16	25	17	200	32	12°		SMT	LT-4	TN 16-3	CS80	C-6		
S32S-ETQNR/L16	32	22	250	40	10°		-322	LT-3					
S40T-ETQNR/L16	40	27	300	50	10°								
S50U-ETQNR/L16	50	35	350	63	8°								

Model No	Dimensions mm					刀片 Insert		零件 Parts				價格
	A	F	L	B	F							
S20R-MTQNR/L16	20	13	200	25	17°	TN□□ 1604□□	-	LCS-510	CP50-21	CS70-20		
S25R-MTQNR/L16	25	17	200	32	12°				CP50-22	CS70-21		
S32S-MTQNR/L16	32	22	250	40	10°		SMT	LCS-513	CP50-22	CS70-22		
S40T-MTQNR/L16	40	27	300	50	10°		-322					
S50U-MTQNR/L16	50	35	350	63	8°							


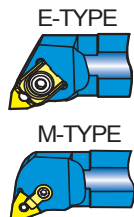
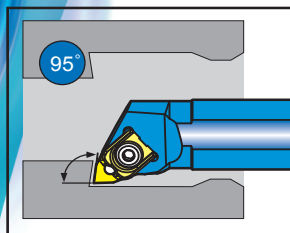
◆ Recommend you to choose our patent products E-TYPE.



# □ WLN 95° BORING BAR SERIES

□ WLN 95° 內徑車刀架系列

HD-7135



Model No	Dimensions mm					刀片 Insert		零件 Parts					價格
	A	F	L	B	F								
S20R-EWLN/L06	20	13	200	25	17°	WN□□ 0604□□		LT-2	WN 06-2	CS60E	C-5		
S25R-EWLN/L06	25	17	200	32	14°								
S25R-EWLN/L08	25	17	200	32	14°	WN□□ 0804□□		LT-3	WN 08-3	CS80	C-6		
S25T-EWLN/L08	25	17	300	32	14°								
S32S-EWLN/L08	32	22	250	40	14°	WN□□ 0804□□	SMW -422	LT-4B	WN 08-4	CS80	C-6		
S32U-EWLN/L08	32	22	250	40	14°								
S40T-EWLN/L08	40	27	300	50	12°	WN□□ 0804□□	SMW -422	LT-4B	WN 08-4	CS80	C-6		
S40V-EWLN/L08	40	27	400	50	12°								
S50U-EWLN/L08	50	35	350	63	12°								
S50Y-EWLN/L08	50	35	500	63	12°								

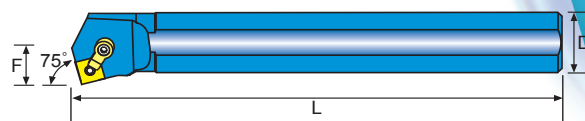
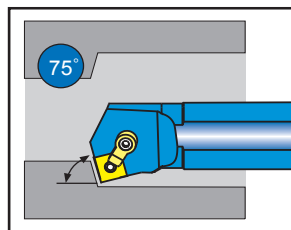
Model No	Dimensions mm					刀片 Insert		零件 Parts				價格
	A	F	L	B	F							
S20R-MWLN/L08	20	13	200	25	17°	WN□□ 0804□□		LCS-511	CP50-21	CS70-20		
S25R-MWLN/L08	25	17	200	32	14°							
S32S-MWLN/L08	32	22	250	40	14°	WN□□ 0804□□	SMW-422	LCS-617	CP50-22	CS70-21		
S40T-MWLN/L08	40	27	300	50	12°							
S50U-MWLN/L08	50	35	350	63	12°							

◆ Recommend you to choose our patent products E-TYPE.

# MSKN 75° BORING BAR SERIES

MSKN 75° 內徑車刀架系列

HD-7136

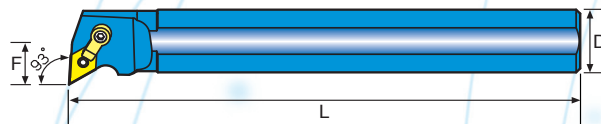
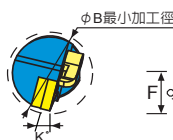
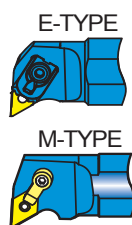
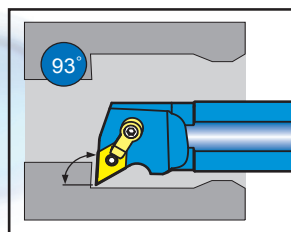


Model No	Dimensions mm					刀片 Insert		零件 Parts				價格
	A	F	L	B	F							
S20R-MSKNR/L12	20	13	200	25	17°	SN□□ 1204□□	-	LCS-511	CP50-21	CS70-20		
S25R-MSKNR/L12	25	17	200	32	14°				CP50-22	CS70-21		
S32S-MSKNR/L12	32	22	250	40	14°		SMS-432	LCS-617	CP50-22	CS70-22		
S40T-MSKNR/L12	40	27	300	50	12°							
S50U-MSKNR/L12	50	35	350	63	12°							

# MDUN 93° BORING BAR SERIES

MDUN 93° 內徑車刀架系列

HD-7137



Model No	Dimensions mm					刀片 Insert		零件 Parts					價格
	A	F	L	B	F								
S40T-EDUNR/L15	40	27	300	50	10°	DN□□ 1504□□	SMD-463	LW-4	DN15	CS80	C-6		
S50U-EDUNR/L15	50	35	350	63	10°								
S40T-EDUNR/L15A	40	27	300	50	10°	DN□□ 1506□□	SMD-466	LD-1	DN15	CS80	C-6		
S50U-EDUNR/L15A	50	35	350	63	10°								

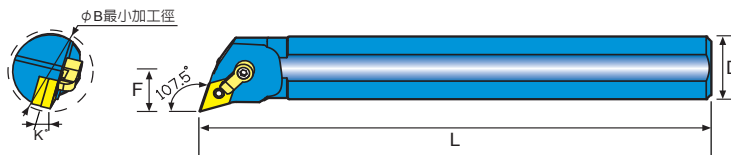
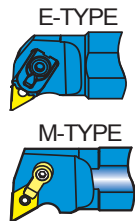
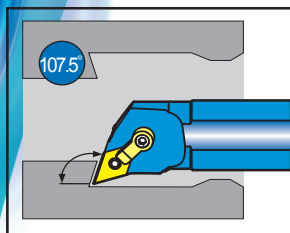
Model No	Dimensions mm					刀片 Insert		零件 Parts				價格
	A	F	L	B	F							
S25R-MDUNR/L15	25	17	200	32	12°	DN□□ 1504□□	SMD-463	LCS-619	CP50-24	CS70-22		
S32S-MDUNR/L15	32	22	250	40	10°							
S40T-MDUNR/L15	40	27	300	50	10°							
S50U-MDUNR/L15	50	35	350	63	10°							



# MDQN 107.5° BORING BAR SERIES

MDQN 107.5° 內徑車刀架系列

HD-7138




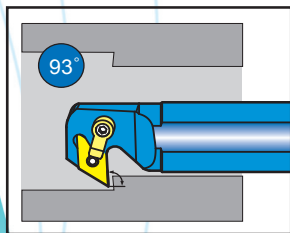
Model No	Dimensions mm					刀片 Insert		零件 Parts					價格				
	A	F	L	B	F												
S40T-EDQNR/L15	40	27	300	50	10°	DN□□ 1504□□	SMD-463	LW-4	DN15	CS80	C-6						
S50U-EDQNR/L15	50	35	350	63	10°												
S40T-EDQNR/L15A	40	27	300	50	10°							DN□□ 1506□□	SMD-466	LD-1	DN15	CS80	C-6
S50U-EDQNR/L15A	50	35	350	63	10°												

Model No	Dimensions mm					刀片 Insert		零件 Parts					價格
	A	F	L	B	F								
S25R-MDQNR/L15	25	17	200	32	12°	DN□□ 1504□□	SMD-463	LCS-619	CP50-24	CS70-22			
S32S-MDQNR/L15	32	22	250	40	10°								
S40T-MDQNR/L15	40	27	300	50	10°								
S50U-MDQNR/L15	50	35	350	63	10°								

# MDZN 93° BORING BAR SERIES

MDZN 93° 內徑車刀架系列

HD-7139



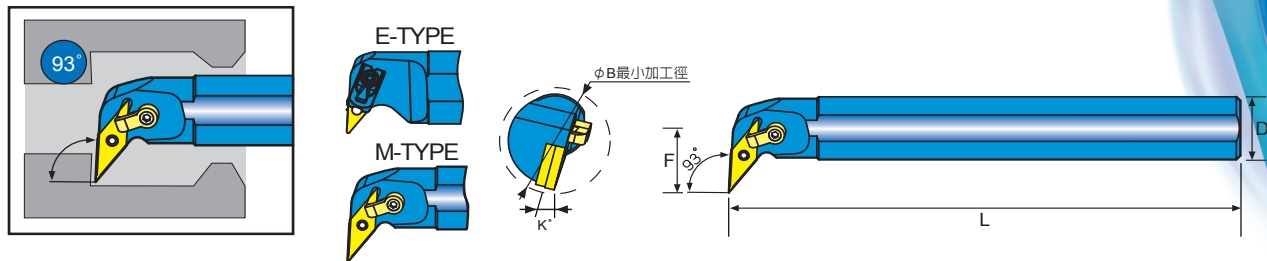
Model No	Dimensions mm					刀片 Insert		零件 Parts					價格
	A	F	L	B	F								
S32S-MDZNR/L15	32	22	250	40	17°	DN□□ 1504□□	SMD-463	LCS-619	CP50-24	CS70-22			
S40T-MDZNR/L15	40	27	300	50	15°								
S50U-MDZNR/L15	50	35	350	63	12°								



# MVUN 93° BORING BAR SERIES

MVUN 93° 內徑車刀架系列

HD-7140



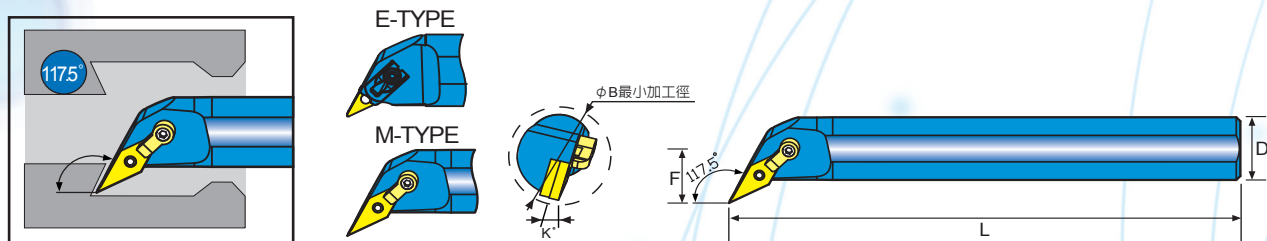
Model No	Dimensions mm					刀片 Insert		零件 Parts					價格
	A	F	L	B	F								
S40T-EVUNR/L16	40	26	300	50	15°	VN□□ 1604□□	SMV-322	LT-3	VN16	CS60E	C-5		
S50U-EVUNR/L16	50	32	350	63	12°								

Model No	Dimensions mm					刀片 Insert		零件 Parts			價格
	A	F	L	B	F						
S25R-MVUNR/L16	25	20	200	36	12°	VN□□ 1604□□	SMV-322	LCS-513	CP50-25	CS70-22	
S32S-MVUNR/L16	32	22	250	42	17°						
S40T-MVUNR/L16	40	26	300	50	15°						
S50U-MVUNR/L16	50	32	350	63	12°						

# MVQN 117.5° BORING BAR SERIES

MVQN 117.5° 內徑車刀架系列

HD-7141



Model No	Dimensions mm					刀片 Insert		零件 Parts					價格
	A	F	L	B	F								
S40T-EVQNR/L16	40	26	300	50	15°	VN□□ 1604□□	SMV-322	LT-3	VN16	CS60E	C-5		
S50U-EVQNR/L16	50	32	350	63	12°								

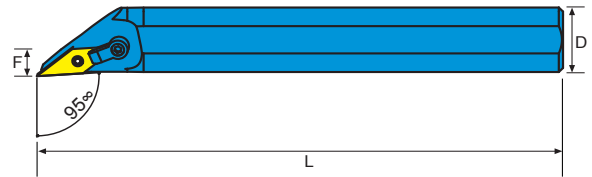
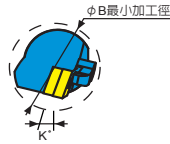
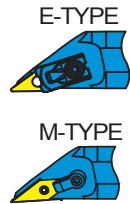
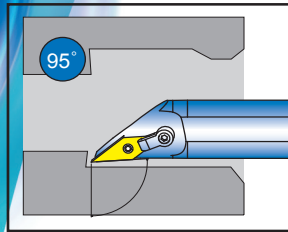
Model No	Dimensions mm					刀片 Insert		零件 Parts			價格
	A	F	L	B	F						
S25R-MVQNR/L16	25	17	200	32	12°	VN□□ 1604□□	SMV-322	LCS-513	CP50-25	CS70-22	
S32S-MVQNR/L16	32	23	250	42	17°						
S40T-MVQNR/L16	40	27	300	50	15°						
S50U-MVQNR/L16	50	33	350	63	12°						



# MVLN 95° BORING BAR SERIES

MVLN 95° 內徑車刀架系列

HD-7142



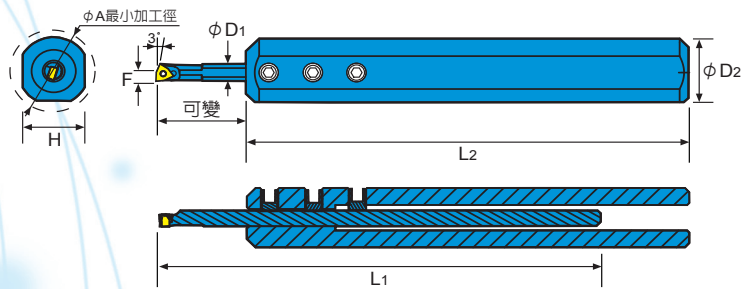
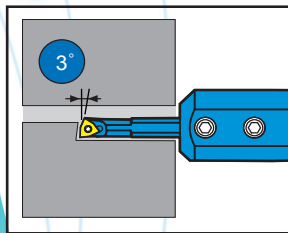
Model No	Dimensions mm					刀片 Insert		零件 Parts				價格
	A	F	L	B	F							
S40T-EVLNR/L16	40	26	300	50	15°	VN□□ 1604□□	SMV -322	LT-3	VN16	CS60E	C-5	
S50U-EVLNR/L16	50	32	350	63	12°							

Model No	Dimensions mm					刀片 Insert		零件 Parts			價格
	A	F	L	B	F						
S25R-MVLNR/L16	25	20	200	36	12°		-	LCS-510			
S32S-MVLNR/L16	32	22	250	42	17°	VN□□ 1604□□			CP50-25	CS70-22	
S40T-MVLNR/L16	40	26	300	50	15°		SMV-322	LCS-513			
S50U-MVLNR/L16	50	32	350	63	12°						

# STUB BORING BAR SERIES

STUB 內徑車刀架系列

HD-7143

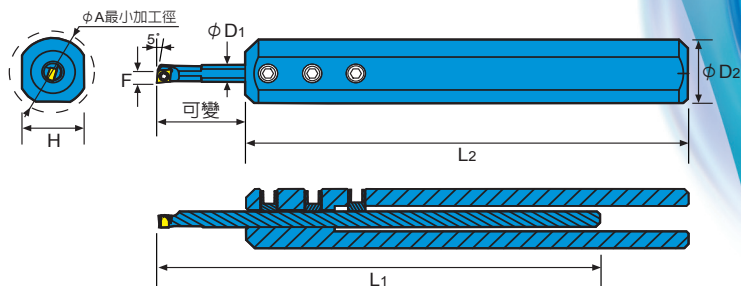
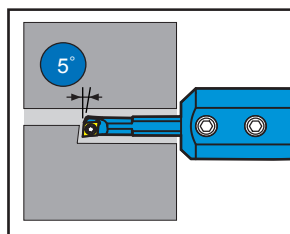


Model No	Dimensions mm							刀片 Insert		零件 Parts		價格
	φA	φD1	H	L1	L2	F	φD2					
C06J-STUBR06-07	7	6	15	110	100	3.5	16	TBGT0601	CS20	T-6		

# SCLC BORING BAR SERIES

SCLC 內徑車刀架系列

HD-7144

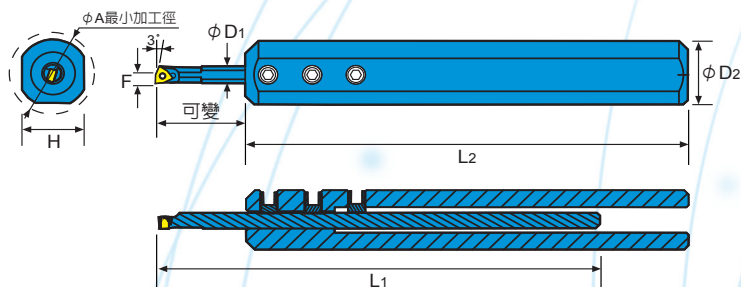
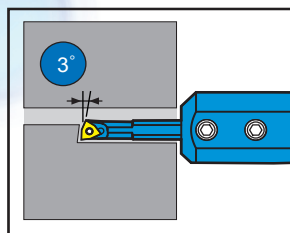


Model No	Dimensions mm							刀片 Insert	零件 Parts		價格
	$\phi A$	$\phi D1$	H	L1	L2	F	$\phi D2$				
C04G-SCLCR03-05	5	4	15	90	100	2.5	16	CCGT0301	CS20	T-6	
C05H-SCLCR03-06	6	5	15	100	100	3	16				
C06J-SCLCR04-07	7	6	15	110	100	3.5	16	CCGT0401	CS22	T-7	

# SWUB BORING BAR SERIES

SWUB 內徑車刀架系列

HD-7145



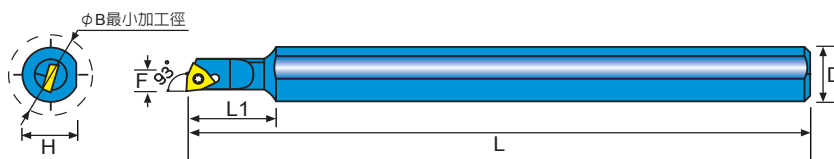
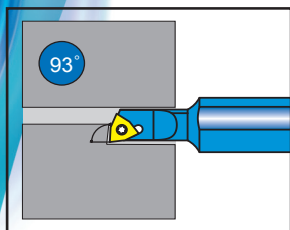
Model No	Dimensions mm							刀片 Insert	零件 Parts		價格
	$\phi A$	$\phi D1$	H	L1	L2	F	$\phi D2$				
C05H-SWUBR06-06	6	5	15	100	100	3	16	WBMT0601	CS20	T-6	
C06J-SWUBR06-07	7	6	15	110	100	3.5	16				



# SWUBR BORING BAR SERIES

SWUBR 內徑車刀架系列

HD-7146



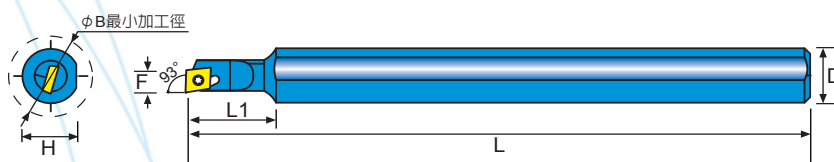
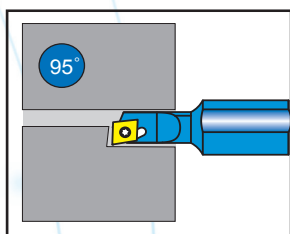
小徑內孔車刀架 Boring Bar For Small Hole

Model No	Dimensions mm					刀片 Insert	零件 Parts		價格
	D	L	L1	B	H				
S1005J-SWUBR06-06	10	110	18	6	9	WB□□ 0601	CS20	T-6	
S1006J-SWUBR06-07	10	110	18	7	9				
S06J-SWUBR06-08	6	110	18	8	5				
S1205J-SWUBR06-06	12	110	18	6	11				
S1605J-SWUBR06-06	16	110	18	6	15	WB□□ 0601	CS20	T-6	
S1606J-SWUBR06-07	16	110	18	7	15				
S1607J-SWUBR06-08	16	110	18	8	15				
S1608J-SWUBR06-09	16	110	18	9	15				

# SCLCR BORING BAR SERIES

SCLCR 內徑車刀架系列

HD-7147



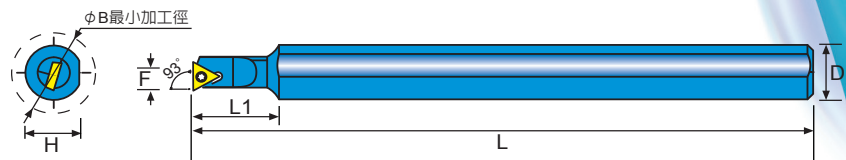
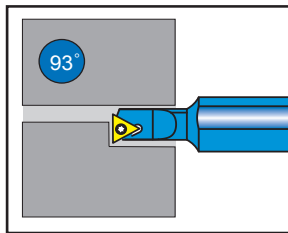
小徑內孔車刀架 Boring Bar For Small Hole

Model No	Dimensions mm					刀片 Insert	零件 Parts		價格
	D	L	L1	B	H				
S1607K-SCLCR06-08	16	125	18	8	15	CC□□ 0602	CS25	T-8	
S1608K-SCLCR06-09	16	125	20	9	15				
S1609K-SCLCR06-10	16	125	20	10	15				
S1610K-SCLCR06-12	16	125	20	12	15				

# STU BORING BAR SERIES

## STU 內徑車刀架系列

HD-7148



小徑內孔車刀架 Boring Bar For Small Hole

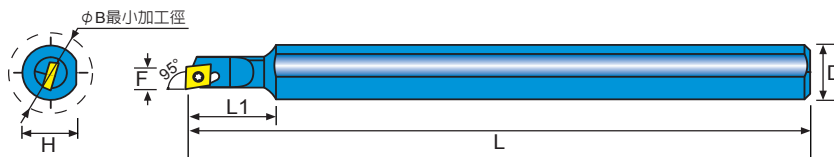
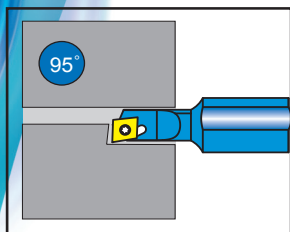
Model No	Dimensions mm					刀片 Insert	零件 Parts		價格
	D	L	L1	B	H				
S1606J-STUBR06-07	16	110	20	7	9	TB□□ 0601	CS20	T-6	
S1607J-STUBR06-08	16	110	18	8	9				
S1608J-STUBR06-09	16	110	18	9	9				
S1609J-STUBR06-10	16	110	20	10	15	TP□□ 0802	CS22	T-7	
S1609J-STUBR08-12	16	110	20	10	15				
S1610K-STUPR11-12	16	120	20	12	15	TP□□ 1103	CS30	T-10	



# SET-SCLC BORING BAR SERIES

SET-SCLC 內徑車刀架系列

HD-7149



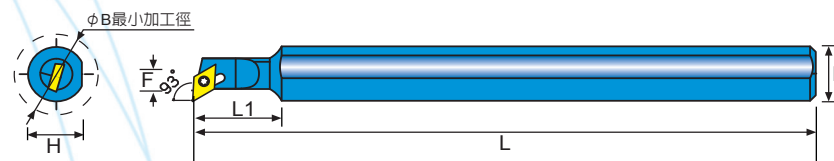
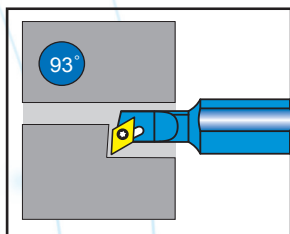
小徑內孔車刀架 Boring Bar For Small Hole

Model No	Dimensions mm						刀片 Insert	零件 Parts		價格
	D	d	L	L1	B	F				
A0608H-SCLCR/L06	8	6	100	25	10	4	CC□□ 0602	CS25	T-8	
A0810J-SCLCR/L06	10	8	110	32	12	6				
A1012K-SCLCR/L06	12	10	125	38	14	7				
A1216M-SCLCR/L06	16	12	150	50	18	9				
A0816SET-SCLC	A0608H-SCLCR06X1, A0810J-SCLCR06X1, A1012K-SCLCR06X1, A1216M-SCLCR06X1, CS25X6, T-8X1									

# SET-SDUC BORING BAR SERIES

SET-SDUC 內徑車刀架系列

HD-7150



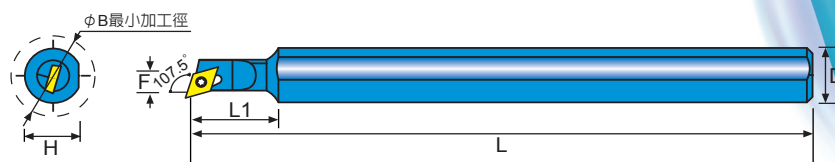
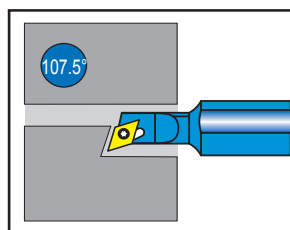
小徑內孔車刀架 Boring Bar For Small Hole

Model No	Dimensions mm						刀片 Insert	零件 Parts		價格
	D	d	L	L1	B	F				
A0810J-SDUCR/L07	10	8	110	32	12.5	7	DC□□ 0702	CS25	T-8	
A1012K-SDUCR/L07	12	10	125	38	15.5	9				
A1216M-SDUCR/L07	16	12	150	50	19.5	11				
A1016SET-SDUC	A0810J-SDUCR07X1, A1012K-SDUCR07X1, A1216M-SDUCR07X1, CS25X6, T-8X1									

# SET-SDQC BORING BAR SERIES

## SET-SDQC 內徑車刀架系列

HD-7151



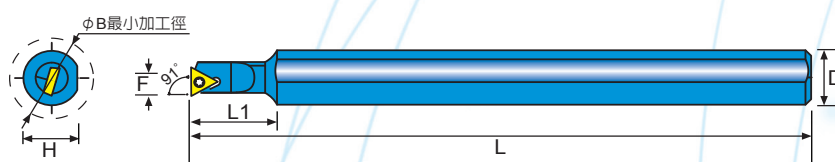
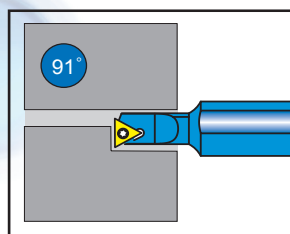
小徑內孔車刀架 Boring Bar For Small Hole

Model No	Dimensions mm						刀片 Insert	零件 Parts		價格
	D	d	L	L1	B	F				
A0810J-SDQCR/L07	10	8	110	32	12.5	7	DC□□ 0702	CS25	T-8	
A1012K-SDQCR/L07	12	10	125	38	15.5	9				
A1216M-SDQCR/L07	16	12	150	50	19.5	11				
A1016SET-SDQC	A0810J-SDQCR07X1, A1012K-SDQCR07X1, A1216M-SDQCR07X1 CS25X6, T-8X1									

# SET-STFC BORING BAR SERIES

## SET-STFC 內徑車刀架系列

HD-7152



小徑內孔車刀架 Boring Bar For Small Hole

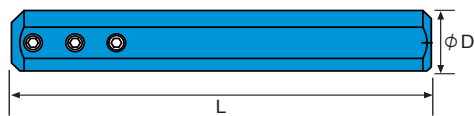
Model No	Dimensions mm						刀片 Insert	零件 Parts		價格
	D	d	L	L1	B	F				
A0810J-STFCR/L07	10	8	110	32	12.5	7	TC□□ 1102	CS25	T-8	
A1012K-STFCR/L07	12	10	125	38	15.5	9				
A1216M-STFCR/L07	16	12	150	50	19.5	11				
A1016SET-STFC	A0810J-STFCR07X1, A1012K-STFCR07X1, A1216M-STFCR07X1 CS25X6, T-8X1									




# SHB BORING BAR SERIES

## SHB 內徑車刀架系列

HD-7153



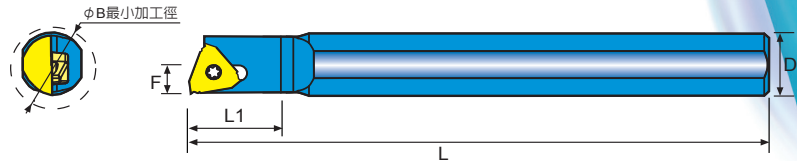
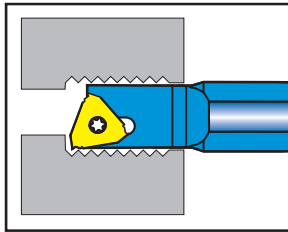
Model No	Dimensions mm				適用刀具	零件 Parts		價格
	$\phi D$	$\phi d$	L	F				
SHB-0416	16	4	100	15	C04	ES40	LW25	
SHB-0516	16	5	100	15	C05			
SHB-0616	16	6	100	15	C06			
SHB-0420	20	4	100	18	C04			
SHB-0520	20	5	100	18	C05			
SHB-0620	20	6	100	18	C06			
SHB-0820	20	8	100	18	S08	ES60	LW30	
SHB-1020	20	10	100	18	S10			
SHB-1220	20	12	100	18	S12			
SHB-1620	20	16	100	18	S16			
SHB-0422	22	4	100	20	C04	ES40	LW25	
SHB-0522	22	5	100	20	C05			
SHB-0622	22	6	100	20	C06			
SHB-0822	22	8	100	20	S08	ES60	LW30	
SHB-1022	22	10	100	20	S10			
SHB-1222	22	12	100	20	S12			
SHB-1622	22	16	100	20	S16			











# SINR/L BORING BAR SERIES

SINR/L 內徑車刀架系列

HD-7154



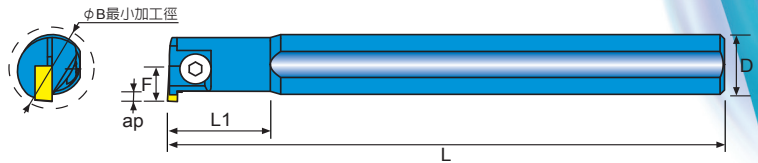
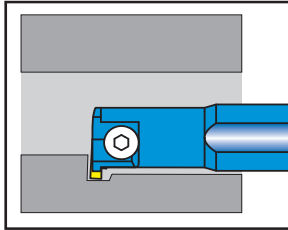
Model No	Dimensions mm				刀片 Insert			零件 Parts			價格
	D	L	L1	B							
SINR0005H-06	12	100	10	6.4	6NR	-	-	CS20	-	T-6	
SINR0008K-08	16	125	15	9	8NR	-	-	CS22	-	T-7	
SINR/L-1012-11	12	125	25	10	11IR/L	-	-	CS30	-	T-10	
SINR/L-1210-11	10	125	25	12	11IR/L	-	-	CS30	-	T-10	
SINR/L-1216-11	16	150	25	12	11IR/L	-	-	CS30	-	T-10	
SINR/L-1516-11	16	150	30	15	11IR/L	-	-	CS30	-	T-10	
SINR/L-1616-16	16	150	30	16	16IR/L	-	-	CS35	-	T-15	
SINR/L-2016-16	16	150	20	20	16IR/L	-	-	CS35	-	T-15	
SINR/L-2420S-16	20	180	20	24	16IR/L	AI16	AE16	CS35115	CS6-0306	T-15	
SINR/L-3025S-16	25	200	25	30	16IR/L	AI16	AE16	CS35115	CS6-0306	T-15	
SINR/L-3732S-16	32	250	45	37	16IR/L	AI16	AE16	CS35115	CS6-0306	T-15	
SINR/L-3025S-22	25	200	25	30	22IR/L	AI22	AE22	CS45115	CS6-0406	T-15	
SINR/L-3732S-22	32	250	45	37	22IR/L	AI22	AE22	CS45115	CS6-0406	T-15	






# ECDG INTERNAL GROOVE TOOLING HOLDER SERIES

## ECDG 內徑開槽刀架系列

HD-7155



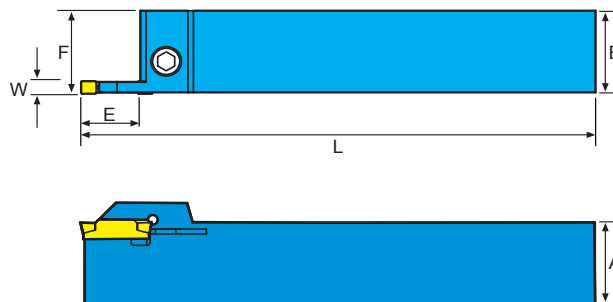
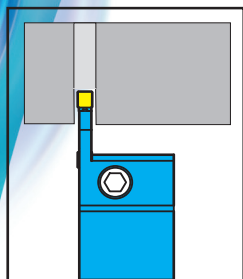
Model No	Dimensions mm						刀片 Insert	零件 Parts		價格
	D	F	L	L1	B	ap				
ECDGR/L-20-3M	20	13	150	32	24	5	DGM30	CS6-60	LW050	
ECDGR/L-25-3M	25	17	200	40	31	8				
ECDGR/L-32-3M	32	22	250	50	39	10				
ECDGR/L-20-4M	20	13	150	32	24	5	DGM40	CS6-60	LW050	
ECDGR/L-25-4M	25	17	200	40	31	8				
ECDGR/L-32-4M	32	22	250	50	39	10				



# EGHGR TOOL HOLDERS FOR EXTERNAL CUTTING OFF




## EGHGR 外徑切斷刀架系列

HD-7156



- 可開槽、擴槽及外徑深加工等。
- 可切斷、修端面。
- Can be made grooving and enlarged also, so that for deep hole processing.
- Can be made cut off & end face dressing.

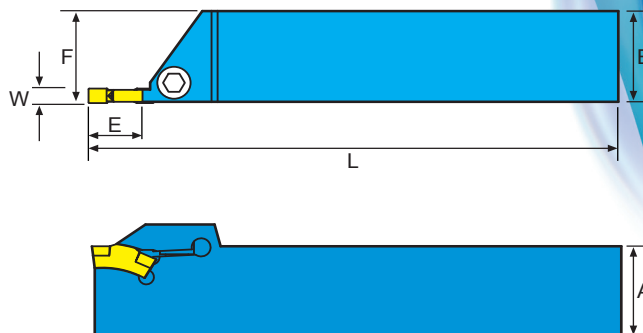
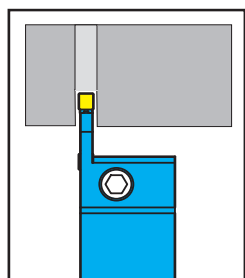
### 外徑深加工霸王刀刀架 / Chief Boring Bars for External Deep Turning

Model No	Dimensions mm				刀片 Insert 	零件 Parts  		價格
	A × B	L	E	W		CS6-50	LW040	
EGHGR-16-3M	16 × 16	120	20	3	GIP	CS6-50	LW040	
EGHGR-20-2M	20 × 20	120	20	2				
EGHGR-20-3M	20 × 20	120	20	3				
EGHGR-20-4M	20 × 20	120	20	4-5				
EGHGR-25-2M	25 × 25	135	20	2		CS6-60	LW050	
EGHGR-25-3M	25 × 25	135	20	3				
EGHGR-25-4M	25 × 25	135	20	4-5				
EGHGR-25-5M	25 × 25	135	25	5-6.4				

# ETGDR TOOL HOLDERS FOR EXTERNAL CUTTING OFF

## ETGDR 外徑切斷刀架系列

HD-7157



- 可開槽、擴槽及外徑深加工等。
- 可切斷、修端面。
- Can be made grooving and enlarged also, so that for deep hole processing.
- Can be made cut off & end face dressing.



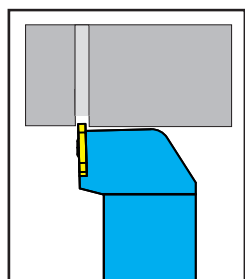
### 外徑深加工霸王刀刀架 / Chief Boring Bars for External Deep Turning

Model No	Dimensions mm				刀片 Insert 	零件 Parts 		價格
	A × B	L	E	W				
ETGDR-16-3M	16 × 16	120	18	3	TGMF	CS6-50	LW040	
ETGDR-20-3M	20 × 20	120	18	3				
ETGDR-20-4M	20 × 20	120	18	4-5				
ETGDR-25-3M	25 × 25	135	18	3				
ETGDR-25-4M	25 × 25	135	18	4-5				
ETGDR-25-5M	25 × 25	135	18	5-6.4				

# EWC TOOL HOLDERS FOR EXTERNAL CUTTING OF

## EWC 外徑切斷刀架系列

HD-7158

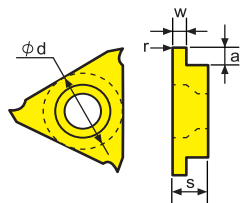


Model No	Dimensions mm				刀片 Insert 	零件 Parts 		價格
	A × B	L	E	W				
EWCR/L-2020-K3	20 × 20	125	20	25	EGA	CS40	T15	
EWCR/L-2525-K3	25 × 25	150	25	30				



# THROW-AWAY TOOLS AND CUTTERS

## 推薦刀片材質表 Recommended cutting condition

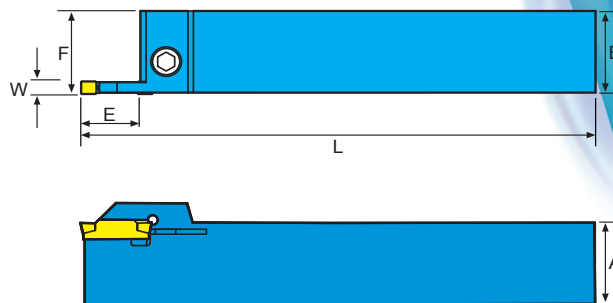
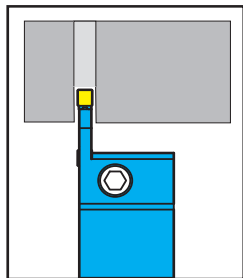


型號 Model No	P <sub>M</sub>		K <sub>M</sub>		N		P <sub>M</sub>		P <sub>M</sub>		刃數	最大溝深		寸法				
	AC530U		ac310		H1		T3000Z		T1200A			W	外徑	內徑	a	r	d	s
	R	L	R	L	R	L	R	L	R	L								
EGAR/L 3033(E)	●	●	●	●	●	●	●	●	●	●	0.33	0.8	0.5	1.0	0.5	9.525	3.18	0.1 T1200A or 0.2
EGAR/L 3050(E)	●	●	●	●	●	●	●	●	●	●	0.50	1.2	0.8	1.4	0.5			
EGAR/L 3075(E)	●	●	●	●	●	●	●	●	●	●	0.75	2.0	1.5	2.5				
EGAR/L 3095(E)	●	●	●	●	●	●	●	●	●	●	0.95							
EGAR/L 3100(E)	●	●	●	●	●	●	●	●	●	●	1.00							
EGAR/L 3110(E)	●	●	●	●	●	●	●	●	●	●	1.10							
EGAR/L 3125(E)	●	●	●	●	●	●	●	●	●	●	1.25							
EGAR/L 3135(E)	●	●	●	●	●	●	●	●	●	●	1.35							
EGAR/L 3145(E)	●	●	●	●	●	●	●	●	●	●	1.45							
EGAR/L 3150(E)	●	●	●	●	●	●	●	●	●	●	1.50							
EGAR/L 3165(E)	●	●	●	●	●	●	●	●	●	●	1.65							
EGAR/L 3175(E)	●	●	●	●	●	●	●	●	●	●	1.75							
EGAR/L 3185(E)	●	●	●	●	●	●	●	●	●	●	1.85							
EGAR/L 3200(E)	●	●	●	●	●	●	●	●	●	●	2.00	2.5	2.0	3.0				
EGAR/L 3220(E)	●	●	●	●	●	●	●	●	●	●	2.20							
EGAR/L 3230(E)	●	●	●	●	●	●	●	●	●	●	2.30							
EGAR/L 3250(E)	●	●	●	●	●	●	●	●	●	●	2.50							
EGAR/L 3265(E)	●	●	●	●	●	●	●	●	●	●	2.65							
EGAR/L 3270(E)	●	●	●	●	●	●	●	●	●	●	2.70							
EGAR/L 3280(E)	●	●	●	●	●	●	●	●	●	●	2.80							




# EDGTR TOOL HOLDERS FOR EXTERNAL CUTTING OFF

## EDGTR 外徑切斷刀架系列

HD-7159



### 外徑切斷刀架系列 / Tool Holders for External Deep Turning

Model No	Dimensions mm				刀片 Insert 	零件 Parts  		價格		
	A × B	L	E	W						
EDGTR-10B-2D-15	10	125	15	2	DGN	CS6-50	LW040			
EDGTR-12B-2D-15	12	125	15	2						
EDGTR-12B-3D-15	12	125	15	3						
EDGTR-16B-2D-16	16	125	16	2						
EDGTR-16B-3D-16	16	125	16	3						
EDGTR-20B-2D-16	20	125	16	2		CS6-60	LW050			
EDGTR-20B-3D-20	20	125	20	3						
EDGTR-25B-2D-15	25	140	15	2						
EDGTR-25B-3D-20	25	140	20	3						

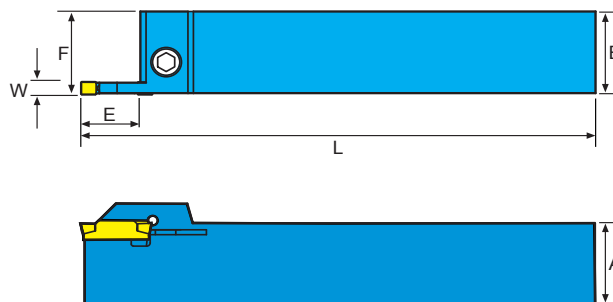
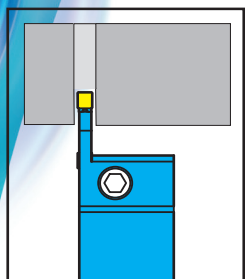


# THROW-AWAY TOOLS AND CUTTERS

## EGEHR TOOL HOLDERS FOR EXTERNAL CUTTING OFF

HD-7160

EGEHR 外徑切斷刀架系列



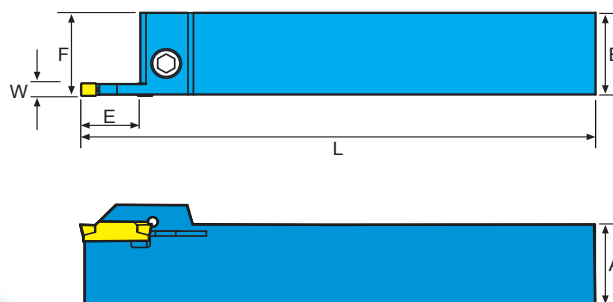
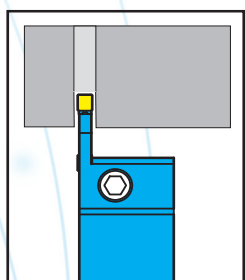
外徑切斷刀架系列 / Tool Holders for External Deep Turning

Model No	Dimensions mm				刀片 Insert	零件 Parts		價格
	A × B	L	E	W				
EGEHR-20B-3D-20	20	125	20	3	MGMN	CS6-60	LW050	
EGEHR-25B-3D-20	25	150	20	3				
EGEHR-20B-4D-20	20	125	20	4				
EGEHR-25B-4D-20	25	150	20	4				
EGEHR-25B-5D-25	25	150	25	5				

## EDGH TOOL HOLDERS FOR EXTERNAL CUTTING OFF

HD-7161

EDGH 外徑切斷刀架系列



外徑切斷刀架系列 / Tool Holders for External Deep Turning

Model No	Dimensions mm				刀片 Insert	零件 Parts		價格
	A × B	L	E	W				
EDGHR-20B-3D-20	20	125	20	3	DGM	CS6-60	LW050	
EDGHR-25B-3D-20	25	150	20	3				
EDGHR-20B-4D-20	20	125	20	4				
EDGHR-25B-4D-20	25	150	20	4				
EDGHR-25B-5D-25	25	150	25	5				